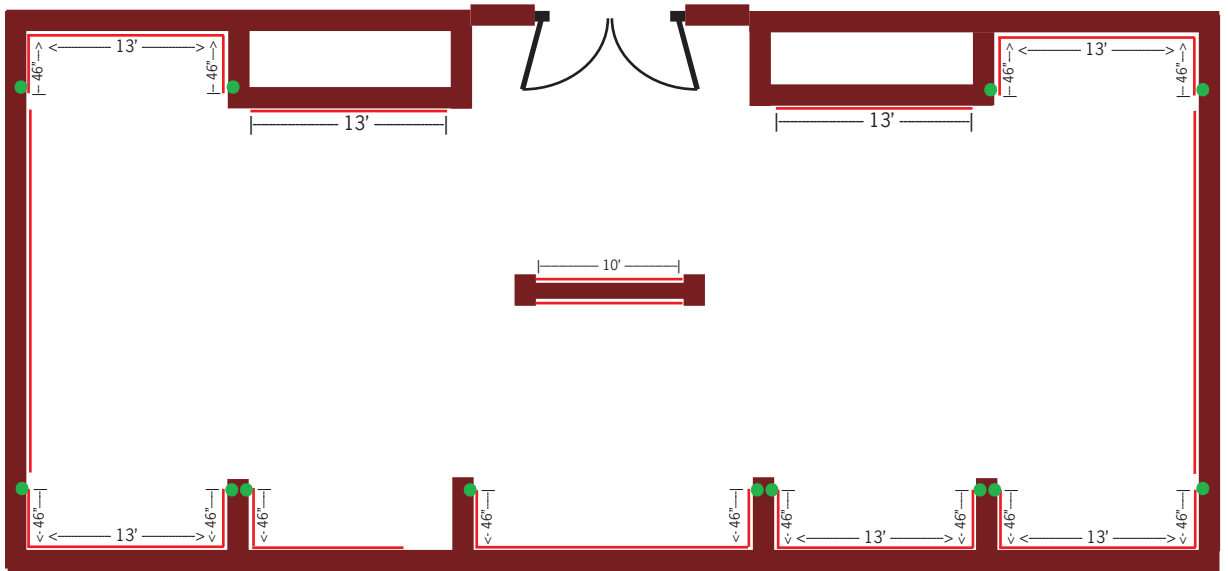


Scale 1cm = 5 ft (1.524 m)

Gallery I

(FLOOR 1)

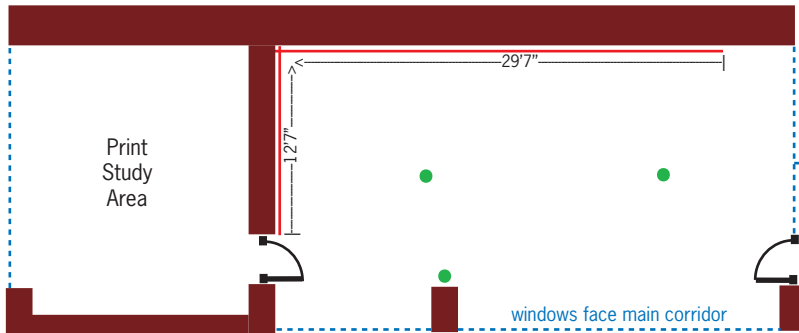
- Wall
- Hanging Space
- Glass
- Electrical Outlet



Total Square Feet: 2500 sq. ft.
 Total Linear Feet: 240 ft.
 Ceiling Height: 25 ft.
 Exhibition Panel Height: 13.5 ft

Gallery II

(FLOOR 1)

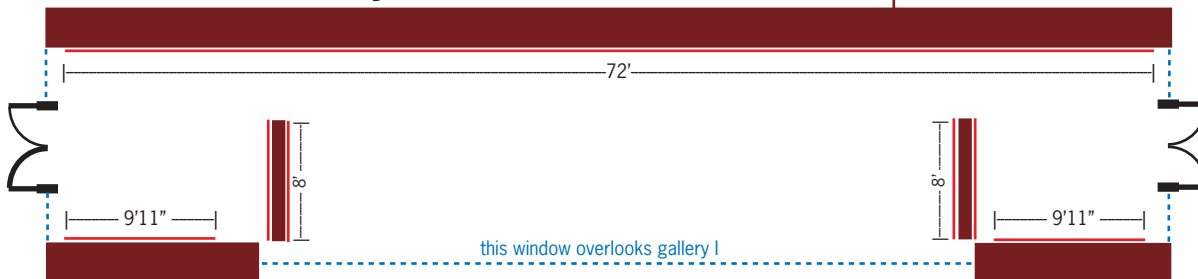


Total Square Feet: 627 sq. ft.
 Total Linear Feet: 42 ft.
 Ceiling Height: 12 ft. (one beam at 8 ft.)

Note: Two portable walls available for an additional 38ft. of wall space. 7ft x 8ft x 1.5ft (H x W x D)

Gallery III

(FLOOR 2)



Total Square Feet: 936 sq. ft.
 Total Linear Feet: 123.5 ft.
 Ceiling Height: 8.5 ft.

- Wall
- Hanging Space
- Glass
- Electrical Outlet

Scale 1cm = 5 ft (1.524 m)