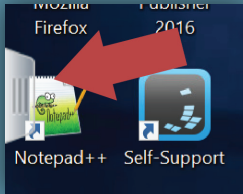


# How to Use the Tool Bar in Desktop Mode

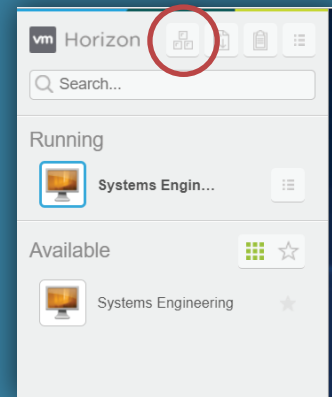
1. When using your desktop, there is a tool bar on the left hand side. You can access this by clicking on the small ribbon.



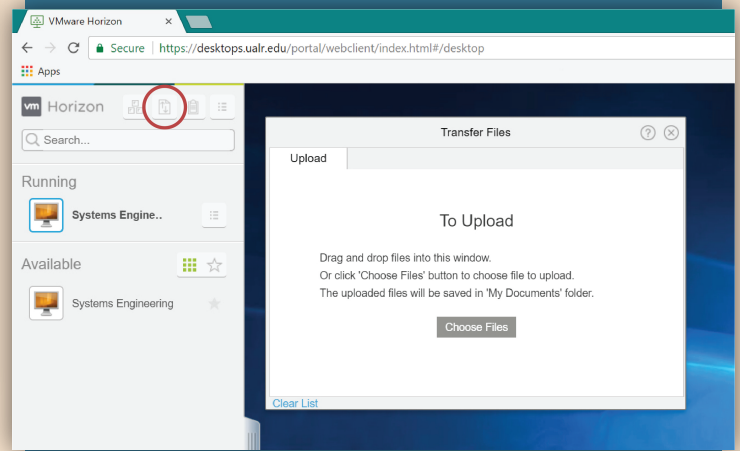
2. This tool bar shows the different connections that are available to you as well as provides a few functions for importing files, copying and pasting items, sending the ctrl-alt-del command, and a menu list for logging out and a few other tasks.



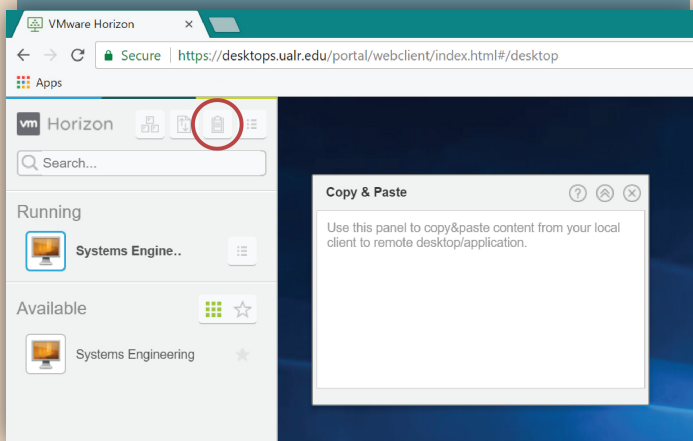
3. Here are the different tasks available through this tool bar.  
Sending a CTRL + ALT + DEL command



Transferring Files to and from the Virtual Environment



Copying and Pasting Between the Virtual Environment and your OS



Menu List for Logging out and Other Tasks

