

Fall 2017
Core Curriculum Assessment Results

of

Skills 2 – Critical Thinking

from the

Communication – Written

Core Curricular Area



For more information about UA Little Rock Core Curriculum Assessment, please visit:
<http://ualr.edu/facultysenate/councils-and-committees-of-the-faculty-senate/council-on-core-curriculum-and-policies/>

Assessed Courses

Data for this report was collected from the following Core courses:

RHET 1311 Composition I
RHET 1312 Composition II

The following Core courses did not submit assessment data for this report:

RHET 1320 Honors Composition

Scoring Rubric

A five-point scoring rubric was used for all data reporting. The table below shows the five levels, the scores assigned to each level, and the general guidelines that Core Area Assessment Committees (CAAC) used to score collected artifacts.

Level	Score	“Assessment of this artifact indicates that the student...”
Advanced	4	“... was successful at ...”
Proficient	3	“... attempted and was usually successful at ...”
Novice	2	“... attempted but was not always successful at ...”
Not Met	1	“... made little attempt at ...”
Absent	0	“... made no attempt at ...”

Data Interpretation Method

The Results presented in this document are reported by Learning Outcome and by Teaching Modality. The arithmetic mean for each level (Advanced, Proficient, Novice, and Not Met) was calculated based on the total number of artifacts that scored at each level divided by the total number of artifacts scored overall, with the number of Absent level artifacts removed from the total.

Communication – Written

Skills 2 – Critical Thinking

$$[Level] \text{ Mean} = \frac{\text{Number of } [Level] \text{ Artifacts Scored}}{(\text{Total Artifacts Scored} - \text{Number of Absent Artifacts Scored})}$$

The Results for each Learning Outcome and Teaching Modality are presented in tables, pie charts, and radar charts. Total percentages on tables and pie charts sum to 100%, and total values on radar charts sum to 1.0.

Comments

The following comments are specific items noted by the curricular area at the time of data reporting that may affect interpretation of the Results.

1. *Reliability issues could have contributed to lower Proficiency rates for Rhet 1311. Lower proficiency scores could also be due to major issues in classroom instruction due to Blackboard unavailability at the beginning of the semester*

Communication – Written

Skills 2 – Critical Thinking

Results

By Educational Goal

The tables and charts in this section show the number of artifacts scored at each level for the Skills 2 – Critical Thinking. Absent values listed are artifacts that were collected but could not be scored.

Skills 2 – Critical Thinking

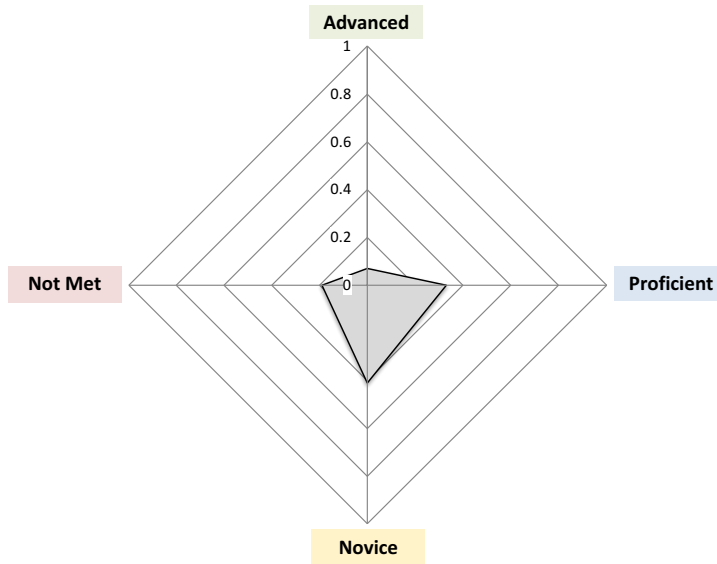
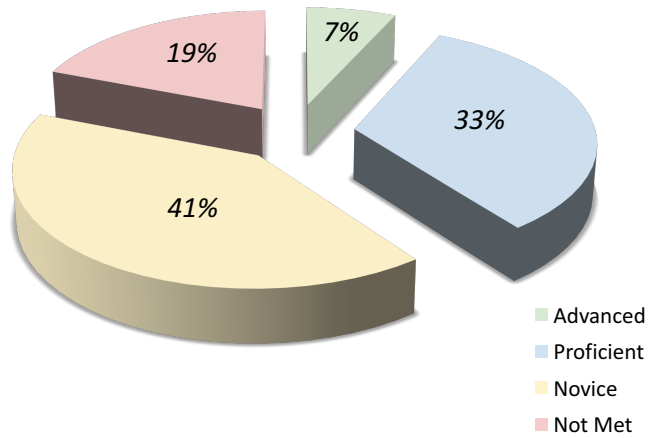
Level	Number of Artifacts	Percentage
Advanced	5	7%
Proficient	24	33%
Novice	30	41%
Not Met	14	19%
Totals	73	100%
Absent	16	

Communication – Written
Skills 2 – Critical Thinking

Results

By Educational Goal

Skills 2 – Critical Thinking



Results

By Teaching Modality

The tables and charts in this section show the number of artifacts scored at each level for each Teaching Modality, regardless of Learning Outcome type. Absent values listed are artifacts that were collected but could not be scored.

Face-to-face

Students were taught in a traditional face-to-face classroom setting.

Level	Number of Artifacts	Percentage
Advanced	4	7%
Proficient	20	35%
Novice	22	39%
Not Met	11	19%
Totals	57	100%
Absent	12	

Online

Students were taught in an online teaching setting.

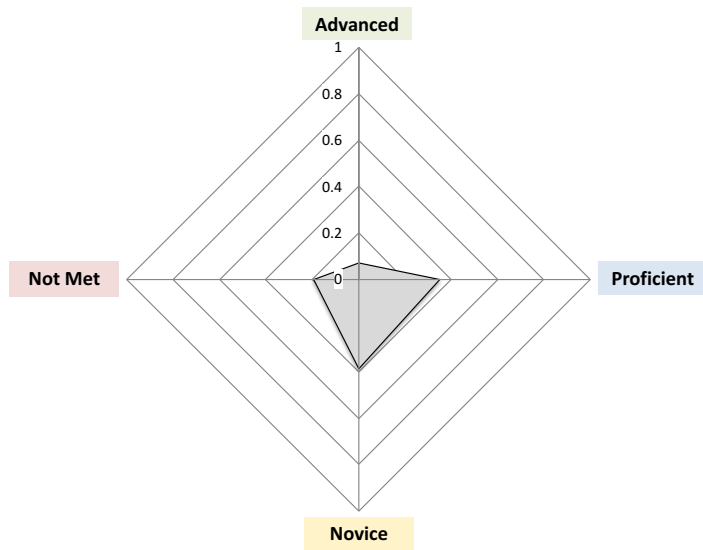
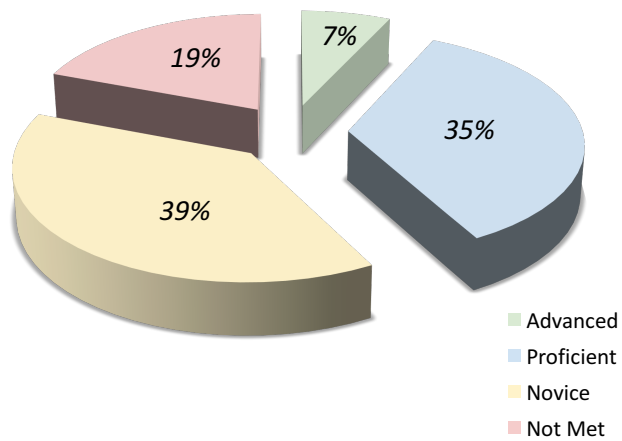
Level	Number of Artifacts	Percentage
Advanced	1	6%
Proficient	4	25%
Novice	8	50%
Not Met	3	19%
Totals	16	100%
Absent	4	

Results

By Teaching Modality

Face-to-face

Students were taught in a traditional face-to-face classroom setting.



Results

By Teaching Modality

Online

Students were taught in an online teaching setting.

