

# Fall 2017 Core Curriculum Assessment Results

of

**Skills 1 – Communication**

from the

**Fine Arts**

Core Curricular Area



For more information about UA Little Rock Core Curriculum Assessment, please visit:  
<http://ualr.edu/facultysenate/councils-and-committees-of-the-faculty-senate/council-on-core-curriculum-and-policies/>

## Assessed Courses

Data for this report was collected from the following Core courses:

MCOM 2306 Introduction to Motion Pictures
ARHA 2305 Introduction to Visual Arts
MUHL 2305 Introduction to Music
THEA 2305 Introduction to Theatre and Dance

The following Core courses did not submit assessment data for this report:

ARHA 2306 Introduction to Architecture
--

## Scoring Rubric

A five-point scoring rubric was used for all data reporting. The table below shows the five levels, the scores assigned to each level, and the general guidelines that Core Area Assessment Committees (CAAC) used to score collected artifacts.

Level	Score	“Assessment of this artifact indicates that the student...”
Advanced	4	“... was successful at ...”
Proficient	3	“... attempted and was usually successful at ...”
Novice	2	“... attempted but was not always successful at ...”
Not Met	1	“... made little attempt at ...”
Absent	0	“... made no attempt at ...”

## Data Interpretation Method

The Results presented in this document are reported by Learning Outcome and by Teaching Modality. The arithmetic mean for each level (Advanced, Proficient, Novice, and Not Met) was calculated based on the total number of artifacts that scored at each level divided by the total number of artifacts scored overall, with the number of Absent level artifacts removed from the total.

$$[Level] \text{ Mean} = \frac{\text{Number of } [Level] \text{ Artifacts Scored}}{(\text{Total Artifacts Scored} - \text{Number of Absent Artifacts Scored})}$$

The Results for each Learning Outcome and Teaching Modality are presented in tables, pie charts, and radar charts. Total percentages on tables and pie charts sum to 100%, and total values on radar charts sum to 1.0.

## Comments

The following comments are specific items noted by the curricular area at the time of data reporting that may affect interpretation of the Results.

1. *ART 2305 – One instructor forgot to make copies of artifacts for one section which decreased the number of artifacts available for random selection for scoring purposes.*
2. *MUHA 2305 and MCOM 2306 – Only one rater scored artifacts.*

## Results

### By Learning Outcome

The tables and charts in this section show the number of artifacts scored at each level for each Learning Outcome, regardless of Teaching Modality type. Absent values listed are artifacts that were collected but could not be scored.

#### ***Learning Outcome 1***

Students will explain, orally and in writing, reactions to works of art, using appropriate arts terminology.

Level	Number of Artifacts	Percentage
Advanced	28	26%
Proficient	42	39%
Novice	33	31%
Not Met	4	4%
<b>Totals</b>	<b>107</b>	<b>100%</b>

Absent	0
--------	---

#### ***Learning Outcome 2***

Students will present basic critical analyses of works of art.

Level	Number of Artifacts	Percentage
Advanced	33	31%
Proficient	40	37%
Novice	25	23%
Not Met	9	9%
<b>Totals</b>	<b>107</b>	<b>100%</b>

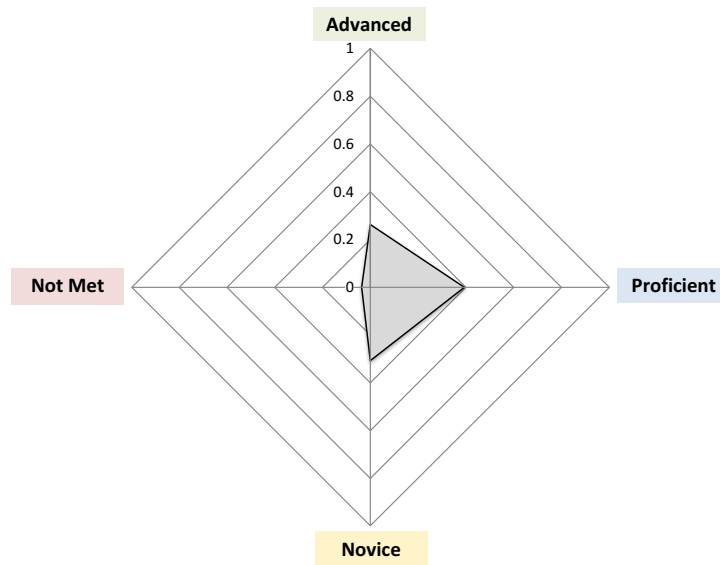
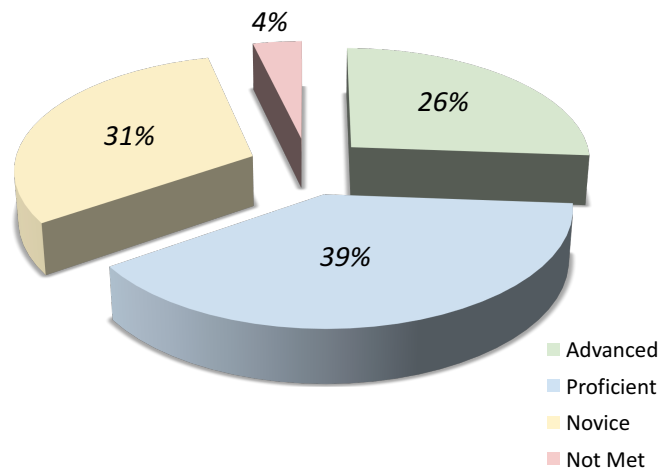
Absent	0
--------	---

## Results

### By Learning Outcome

#### *Learning Outcome 1*

Students will explain, orally and in writing, reactions to works of art, using appropriate arts terminology.

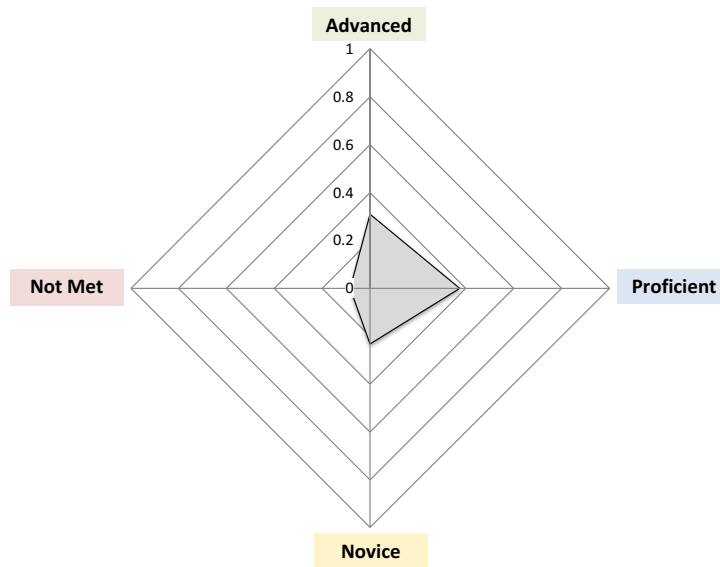
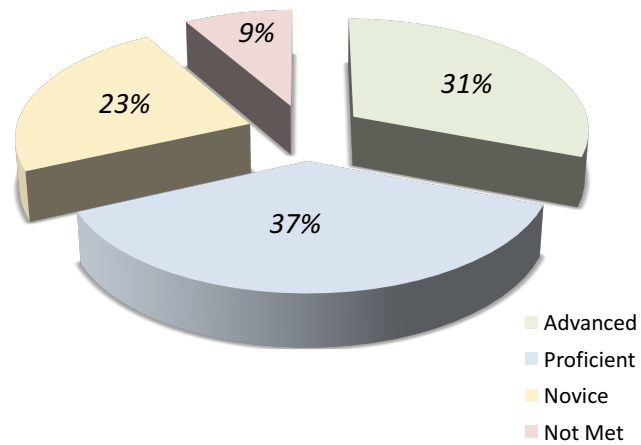


## Results

### By Learning Outcome

#### *Learning Outcome 2*

Students will present basic critical analyses of works of art.



## Results

### By Teaching Modality

The tables and charts in this section show the number of artifacts scored at each level for each Teaching Modality, regardless of Learning Outcome type. Absent values listed are artifacts that were collected but could not be scored.

#### *Face-to-face*

Students were taught in a traditional face-to-face classroom setting.

Level	Number of Artifacts	Percentage
Advanced	57	30%
Proficient	72	39%
Novice	46	25%
Not Met	11	6%
<b>Totals</b>	<b>186</b>	<b>100%</b>

Absent	0
--------	---

#### *Online*

Students were taught in an online teaching setting.

Level	Number of Artifacts	Percentage
Advanced	5	18%
Proficient	10	36%
Novice	8	28%
Not Met	5	18%
<b>Totals</b>	<b>28</b>	<b>100%</b>

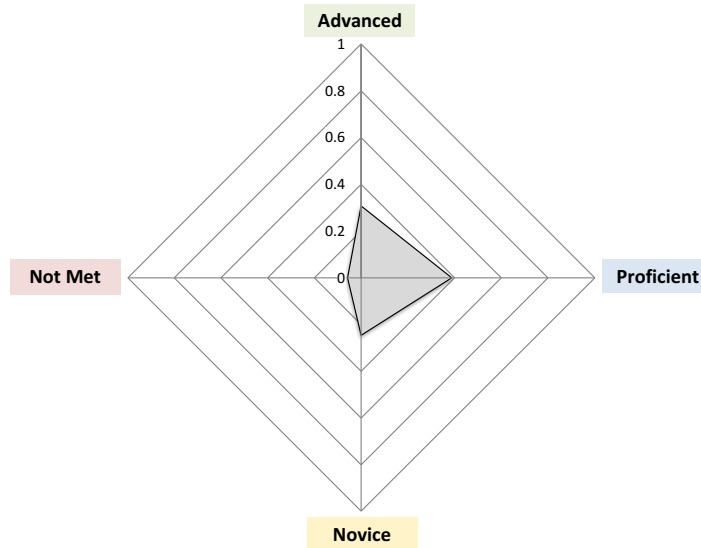
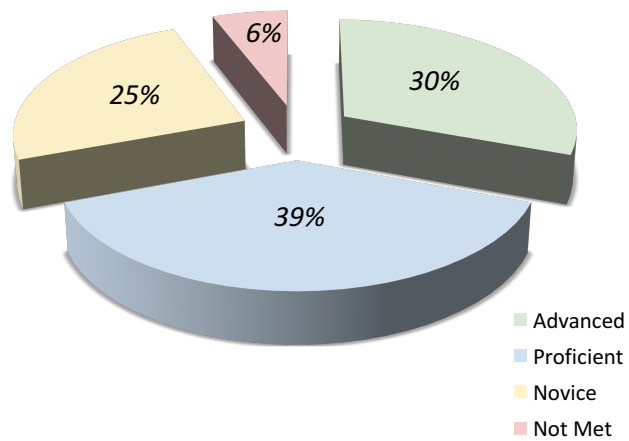
Absent	0
--------	---

## Results

### By Teaching Modality

#### *Face-to-face*

Students were taught in a traditional face-to-face classroom setting.





## Results

### By Teaching Modality

#### Online

Students were taught in an online teaching setting.

