

Fall 2017 Core Curriculum Assessment Results

of

Skills 1 - Communication

from the

Social Sciences

Core Curricular Area



For more information about UA Little Rock Core Curriculum Assessment, please visit:
<http://ualr.edu/facultysenate/councils-and-committees-of-the-faculty-senate/council-on-core-curriculum-and-policies/>

Assessed Courses

Data for this report was collected from the following Core courses:

ANTH 2316 Cultural Anthropology
CRJU 2300 Introduction to Criminal Justice
ECON 2301 Survey of Economics
ECON 2322 Principles of Microeconomics
GEOG 2312 Introduction to Cultural Geography
PSYC 2300 Psychology and the Human Experience
SOCI 2300 Introduction to Sociology

The following Core courses did not submit assessment data for this report:

GNST 2300 Introduction to Gender Studies
POLS 2301 Introduction to Political Science
POLS 2303 Introduction to International Politics

Scoring Rubric

A five-point scoring rubric was used for all data reporting. The table below shows the five levels, the scores assigned to each level, and the general guidelines that Core Area Assessment Committees (CAAC) used to score collected artifacts.

Level	Score	“Assessment of this artifact indicates that the student...”
Advanced	4	“... was successful at ...”
Proficient	3	“... attempted and was usually successful at ...”
Novice	2	“... attempted but was not always successful at ...”
Not Met	1	“... made little attempt at ...”
Absent	0	“... made no attempt at ...”

Data Interpretation Method

The Results presented in this document are reported by Learning Outcome and by Teaching Modality. The arithmetic mean for each level (Advanced, Proficient, Novice, and Not Met) was calculated based on the total number of artifacts that scored at each level divided by the total number of artifacts scored overall, with the number of Absent level artifacts removed from the total.

$$[Level] \text{ Mean} = \frac{\text{Number of } [Level] \text{ Artifacts Scored}}{(\text{Total Artifacts Scored} - \text{Number of Absent Artifacts Scored})}$$

The Results for each Learning Outcome and Teaching Modality are presented in tables, pie charts, and radar charts. Total percentages on tables and pie charts sum to 100%, and total values on radar charts sum to 1.0.

Comments

The following comments are specific items noted by the curricular area at the time of data reporting that may affect interpretation of the Results.

1. *Political Science did not report data.*
2. *Gender Studies did not report data.*
3. *No concurrent data was reported.*

Results

By Learning Outcome

The tables and charts in this section show the number of artifacts scored at each level for each Learning Outcome, regardless of Teaching Modality type. Absent values listed are artifacts that were collected but could not be scored.

Learning Outcome 1

Students will develop oral and/or written skills while communicating about social science theories, methods, and applications.

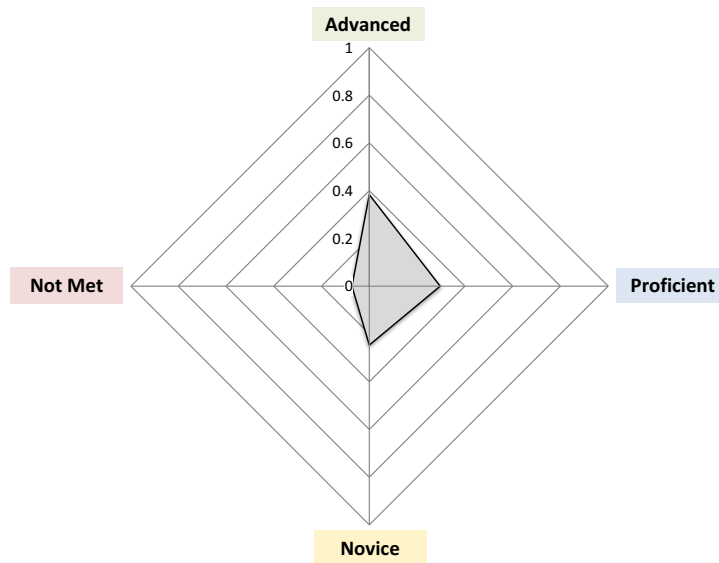
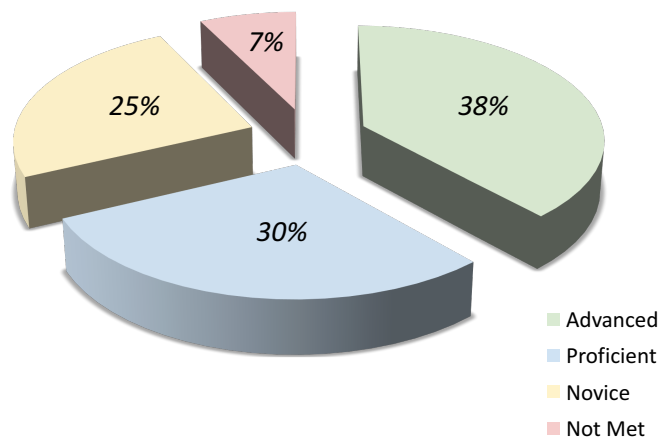
Level	Number of Artifacts	Percentage
Advanced	109	38%
Proficient	84	30%
Novice	70	25%
Not Met	21	7%
Totals	284	100%
Absent	0	

Results

By Learning Outcome

Learning Outcome 1

Students will develop oral and/or written skills while communicating about social science theories, methods, and applications.



Results

By Teaching Modality

The tables and charts in this section show the number of artifacts scored at each level for each Teaching Modality, regardless of Learning Outcome type. Absent values listed are artifacts that were collected but could not be scored.

Face-to-face

Students were taught in a traditional face-to-face classroom setting.

Level	Number of Artifacts	Percentage
Advanced	67	35%
Proficient	58	30%
Novice	50	26%
Not Met	18	9%
Totals	193	100%

Absent	0
--------	---

Online

Students were taught in an online teaching setting.

Level	Number of Artifacts	Percentage
Advanced	42	46%
Proficient	26	29%
Novice	20	22%
Not Met	3	3%
Totals	91	100%

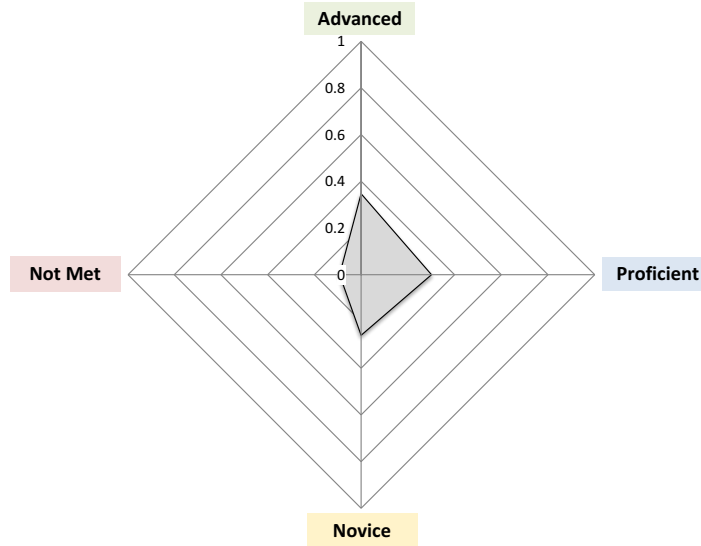
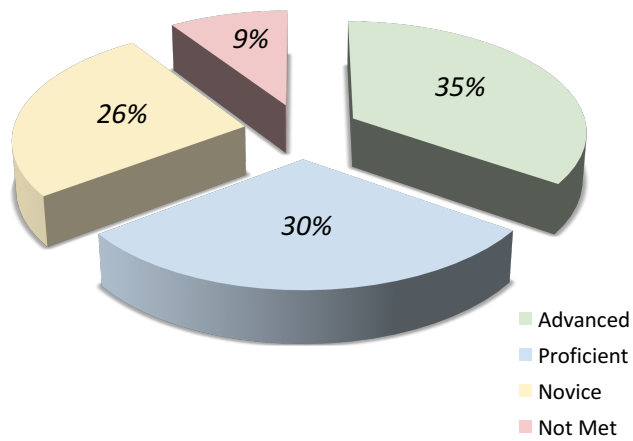
Absent	0
--------	---

Results

By Teaching Modality

Face-to-face

Students were taught in a traditional face-to-face classroom setting.



Results

By Teaching Modality

Online

Students were taught in an online teaching setting.

