

Spring 2017 Core Curriculum Assessment Results

of

Knowledge 2 – Arts and Humanities

from the

Fine Arts

Core Curricular Area



For more information about UA Little Rock Core Curriculum Assessment, please visit:
<http://ualr.edu/facultysenate/councils-and-committees-of-the-faculty-senate/council-on-core-curriculum-and-policies/>

Assessed Courses

Data for this report was collected from the following Core courses:

MCOM 2306 Introduction to Motion Pictures
ARHA 2305 Introduction to Visual Arts
MUHL 2305 Introduction to Music
THEA 2305 Introduction to Theatre and Dance

Scoring Rubric

A five-point scoring rubric was used for all data reporting. The table below shows the five levels, the scores assigned to each level, and the general guidelines that Core Area Assessment Committees (CAAC) used to score collected artifacts.

Level	Score	“Assessment of this artifact indicates that the student...”
Advanced	4	“... was successful at ...”
Proficient	3	“... attempted and was usually successful at ...”
Novice	2	“... attempted but was not always successful at ...”
Not Met	1	“... made little attempt at ...”
Absent	0	“... made no attempt at ...”

Data Interpretation Method

The Results presented in this document are reported by Learning Outcome and by Teaching Modality. The arithmetic mean for each level (Advanced, Proficient, Novice, and Not Met) was calculated based on the total number of artifacts that scored at each level divided by the total number of artifacts scored overall, with the number of Absent level artifacts removed from the total.

$$[\textit{Level}] \textit{ Mean} = \frac{\textit{Number of } [\textit{Level}] \textit{ Artifacts Scored}}{(\textit{Total Artifacts Scored} - \textit{Number of Absent Artifacts Scored})}$$

The Results for each Learning Outcome and Teaching Modality are presented in tables, pie charts, and radar charts. Total percentages on tables and pie charts sum to 100%, and total values on radar charts sum to 1.0.

Comments

The following comments are specific items noted by the curricular area at the time of data reporting that may affect interpretation of the Results.

1. *Art noted that the rubric did not work well for the first Learning Outcome, and they omitted the proficient category completely.*
2. *Theatre noted that the assignment they chose did not match well with the rubric objectives.*
3. *Curricular areas may be using the absent and not met categories differently.*

Results

By Learning Outcome

The tables and charts in this section show the number of artifacts scored at each level for each Learning Outcome, regardless of Teaching Modality type. Absent values listed are artifacts that were collected but could not be scored.

Learning Outcome 1

Students will understand and identify exemplary works of art from a variety of cultures and historical periods.

Level	Number of Artifacts	Percentage
Advanced	152	40%
Proficient	132	35%
Novice	85	23%
Not Met	6	2%
Totals	375	100%
Absent	35	

Learning Outcome 2

Students will understand the methods and vocabulary used in a particular arts discipline.

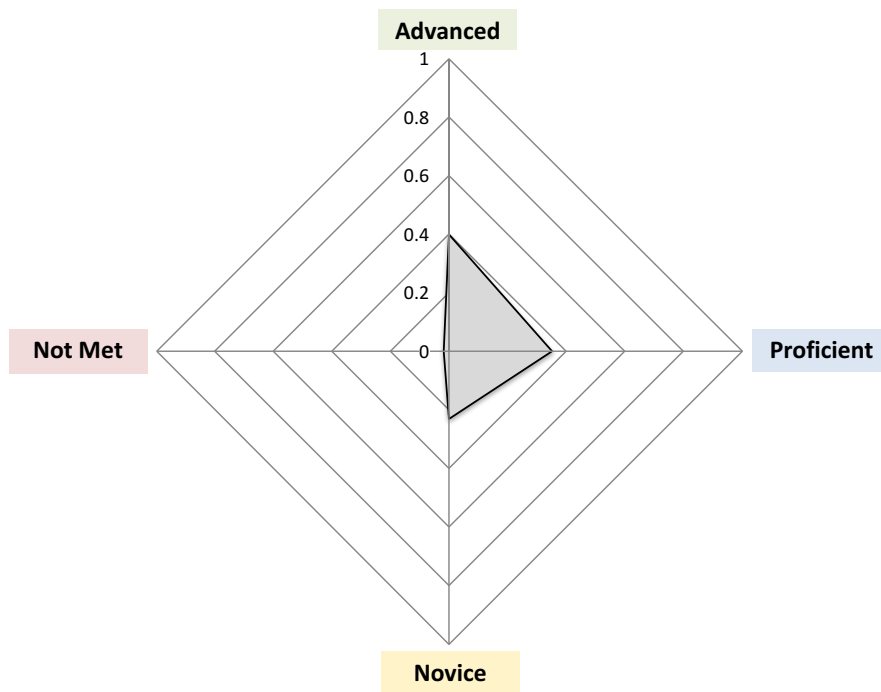
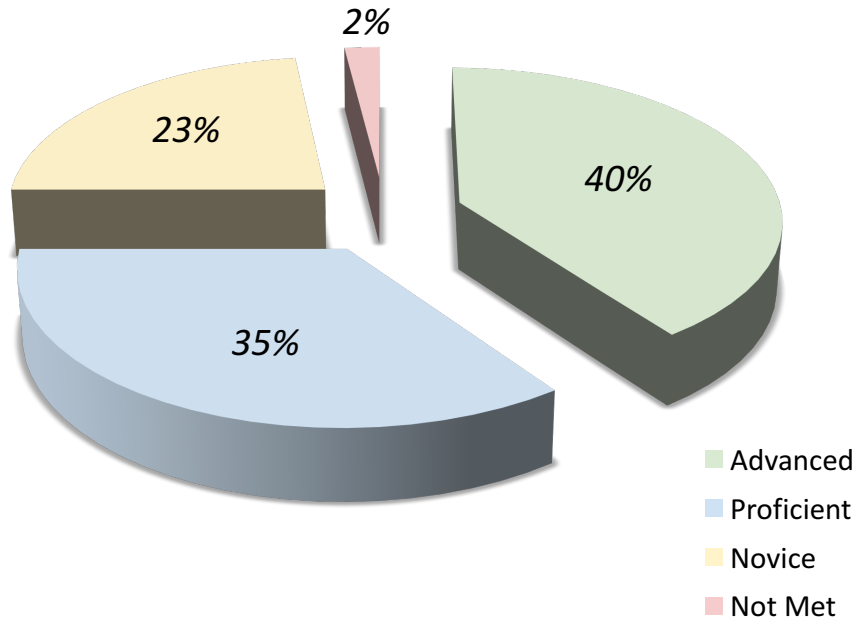
Level	Number of Artifacts	Percentage
Advanced	119	29%
Proficient	166	40%
Novice	109	27%
Not Met	15	4%
Totals	409	100%
Absent	16	

Results

By Learning Outcome

Learning Outcome 1

Students will understand and identify exemplary works of art from a variety of cultures and historical periods.

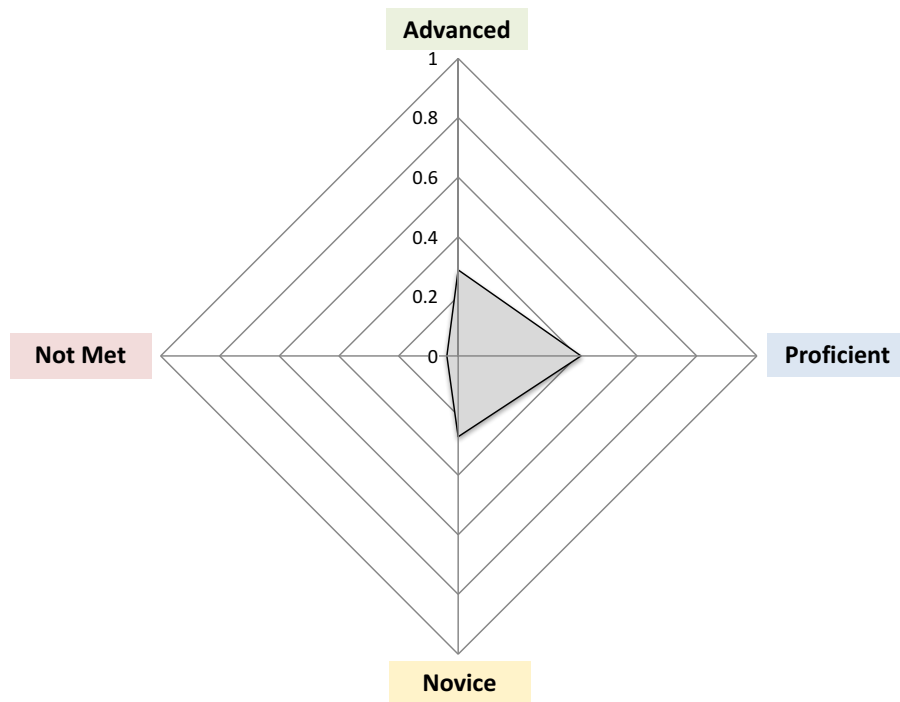
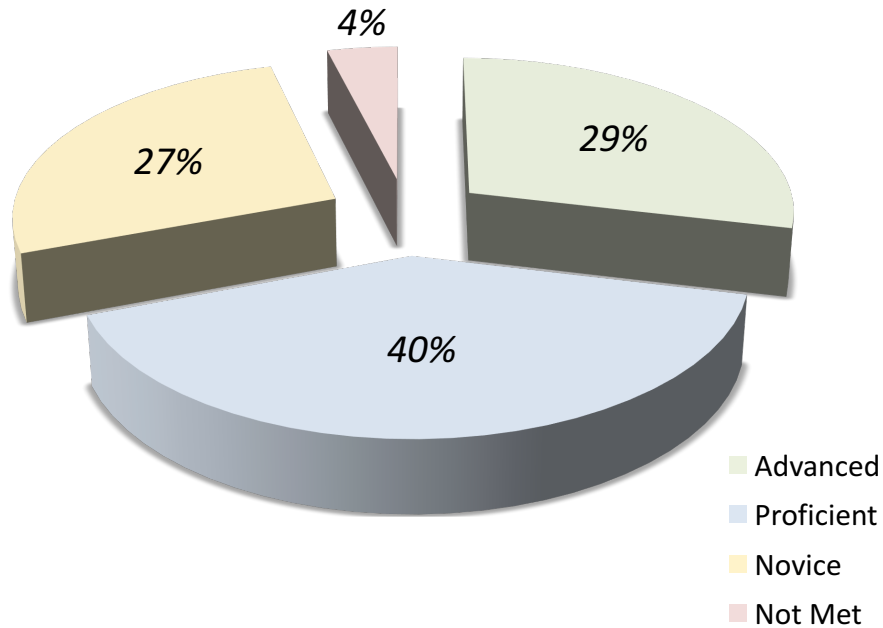


Results

By Learning Outcome

Learning Outcome 2

Students will understand the methods and vocabulary used in a particular arts discipline.



Results

By Teaching Modality

The tables and charts in this section show the number of artifacts scored at each level for each Teaching Modality, regardless of Learning Outcome type. Absent values listed are artifacts that were collected but could not be scored.

Face-to-face

Students were taught in a traditional face-to-face classroom setting.

Level	Number of Artifacts	Percentage
Advanced	177	35%
Proficient	189	37%
Novice	135	26%
Not Met	11	2%
Totals	512	100%

Absent	35
--------	----

Online

Students were taught in an online teaching setting.

Level	Number of Artifacts	Percentage
Advanced	94	34%
Proficient	109	40%
Novice	59	22%
Not Met	10	4%
Totals	272	100%

Absent	16
--------	----

Concurrent

High school students that are enrolled in UA Little Rock Core courses.

Level	Number of Artifacts	Percentage
Advanced	N/A	N/A
Proficient	N/A	N/A
Novice	N/A	N/A
Not Met	N/A	N/A
Totals	N/A	N/A

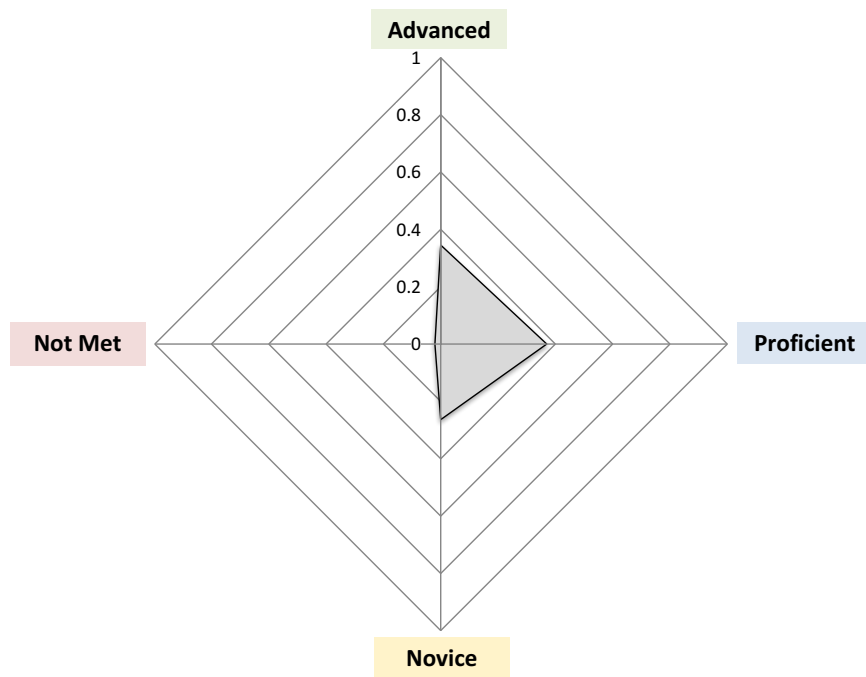
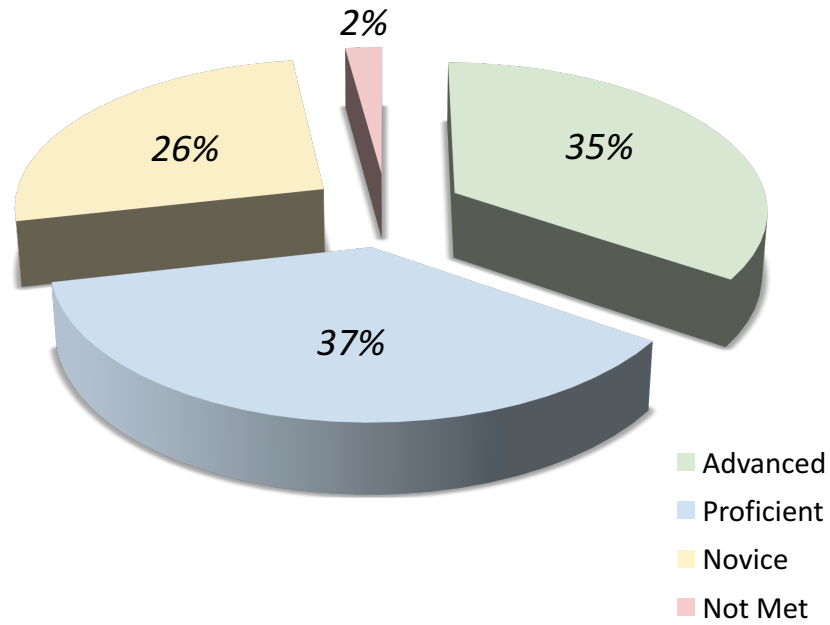
Absent	N/A
--------	-----

Results

By Teaching Modality

Face-to-face

Students were taught in a traditional face-to-face classroom setting.

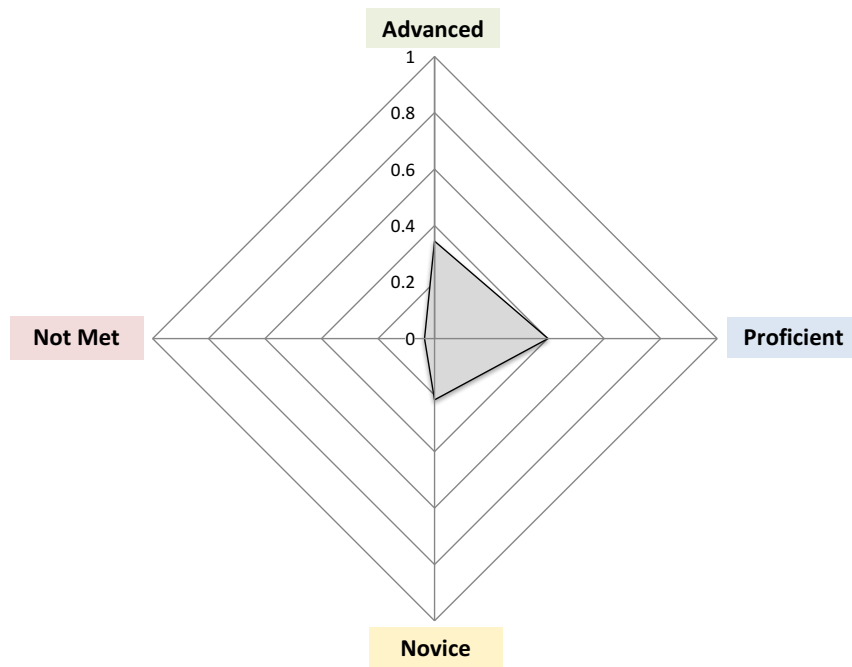
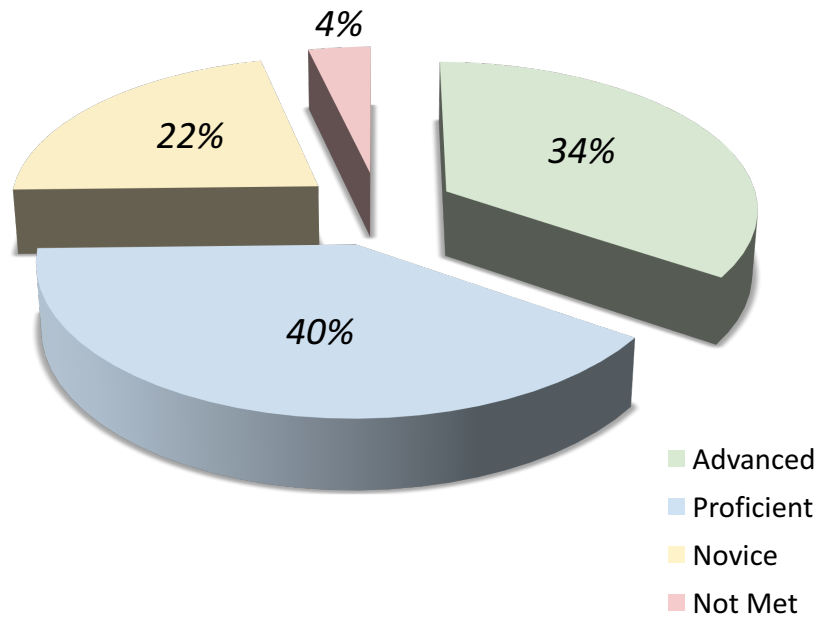


Results

By Teaching Modality

Online

Students were taught in an online teaching setting.



Results

By Teaching Modality

Concurrent

High school students that are enrolled in UA Little Rock Core courses.

[Not applicable to the Fine Arts curricular area]