

Spring 2017 Core Curriculum Assessment Results

of

Knowledge 2 – Arts and Humanities

from the

Humanities

Core Curricular Area



For more information about UA Little Rock Core Curriculum Assessment, please visit:
<http://ualr.edu/facultysenate/councils-and-committees-of-the-faculty-senate/council-on-core-curriculum-and-policies/>

Assessed Courses

Data for this report was collected from the following Core courses:

ENGL 2337 World Literature
ENGL 2339 Mythology
PHIL 2320 Ethics and Society
PHIL 2321 Ethics and Society: Professional Applications

Scoring Rubric

A five-point scoring rubric was used for all data reporting. The table below shows the five levels, the scores assigned to each level, and the general guidelines that Core Area Assessment Committees (CAAC) used to score collected artifacts.

Level	Score	“Assessment of this artifact indicates that the student...”
Advanced	4	“... was successful at ...”
Proficient	3	“... attempted and was usually successful at ...”
Novice	2	“... attempted but was not always successful at ...”
Not Met	1	“... made little attempt at ...”
Absent	0	“... made no attempt at ...”

Data Interpretation Method

The Results presented in this document are reported by Learning Outcome and by Teaching Modality. The arithmetic mean for each level (Advanced, Proficient, Novice, and Not Met) was calculated based on the total number of artifacts that scored at each level divided by the total number of artifacts scored overall, with the number of Absent level artifacts removed from the total.

$$[\text{Level}] \text{ Mean} = \frac{\text{Number of } [\text{Level}] \text{ Artifacts Scored}}{(\text{Total Artifacts Scored} - \text{Number of Absent Artifacts Scored})}$$

The Results for each Learning Outcome and Teaching Modality are presented in tables, pie charts, and radar charts. Total percentages on tables and pie charts sum to 100%, and total values on radar charts sum to 1.0.

Comments

The following comments are specific items noted by the curricular area at the time of data reporting that may affect interpretation of the Results.

1. *Humanities reported a mismatch in assignments for the two learning outcomes which may account for the performance difference.*
2. *English reported a difference between the type of artifacts collected from concurrent and online and face-to-face courses.*
3. *Philosophy reported a different in artifact type across courses which could explain the difference in performance level.*
4. *All areas noted inconsistency in the use of the absent category.*

Results

By Learning Outcome

The tables and charts in this section show the number of artifacts scored at each level for each Learning Outcome, regardless of Teaching Modality type. Absent values listed are artifacts that were collected but could not be scored.

Learning Outcome 1

Students will understand foundational concepts and methods in a particular humanistic discipline.

Level	Number of Artifacts	Percentage
Advanced	6	11%
Proficient	18	32%
Novice	23	40%
Not Met	10	18%
Totals	57	100%
Absent	0	

Learning Outcome 2

Students will understand cultural and historical contexts as they inform philosophical, literary, and other texts.

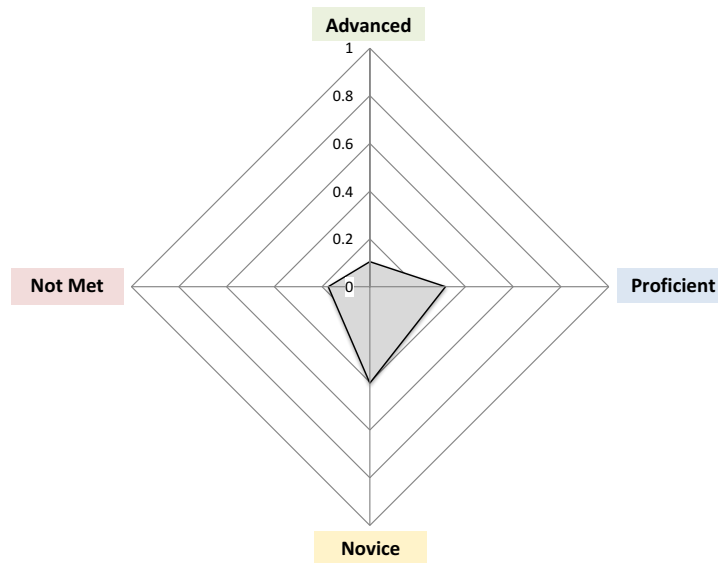
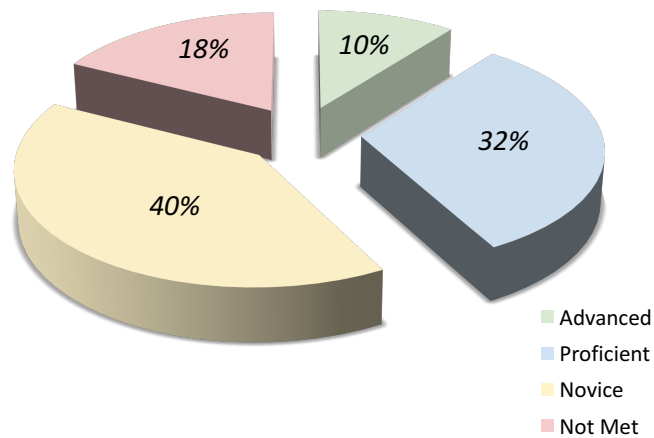
Level	Number of Artifacts	Percentage
Advanced	3	6%
Proficient	9	18%
Novice	20	40%
Not Met	18	36%
Totals	50	100%
Absent	7	

Results

By Learning Outcome

Learning Outcome 1

Students will understand foundational concepts and methods in a particular humanistic discipline.

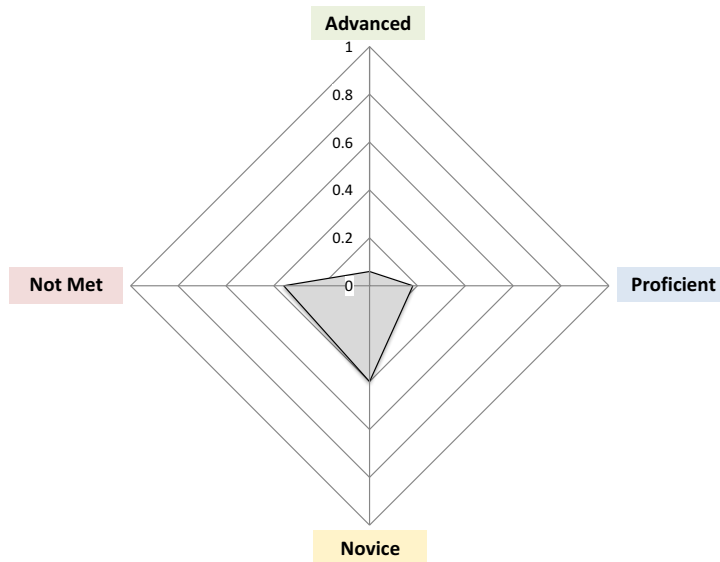
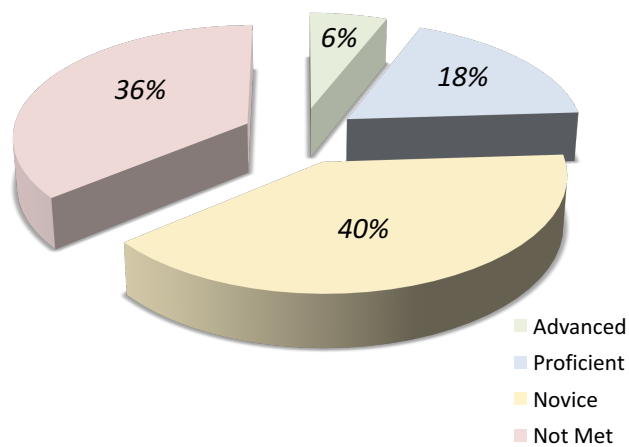


Results

By Learning Outcome

Learning Outcome 2

Students will understand cultural and historical contexts as the inform philosophical, literary, and other texts.



Results

By Teaching Modality

The tables and charts in this section show the number of artifacts scored at each level for each Teaching Modality, regardless of Learning Outcome type. Absent values listed are artifacts that were collected but could not be scored.

Face-to-face

Students were taught in a traditional face-to-face classroom setting.

Level	Number of Artifacts	Percentage
Advanced	6	11%
Proficient	14	26%
Novice	25	46%
Not Met	9	17%
Totals	54	100%

Absent	0
--------	---

Online

Students were taught in an online teaching setting.

Level	Number of Artifacts	Percentage
Advanced	2	22%
Proficient	4	44%
Novice	2	22%
Not Met	1	11%
Totals	9	100%

Absent	3
--------	---

Concurrent

High school students that are enrolled in UA Little Rock Core courses.

Level	Number of Artifacts	Percentage
Advanced	1	2%
Proficient	9	20%
Novice	16	36%
Not Met	18	41%
Totals	44	100%

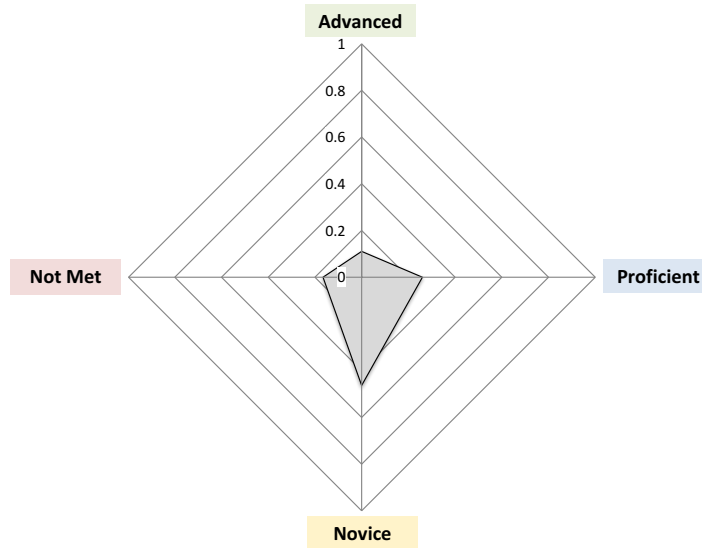
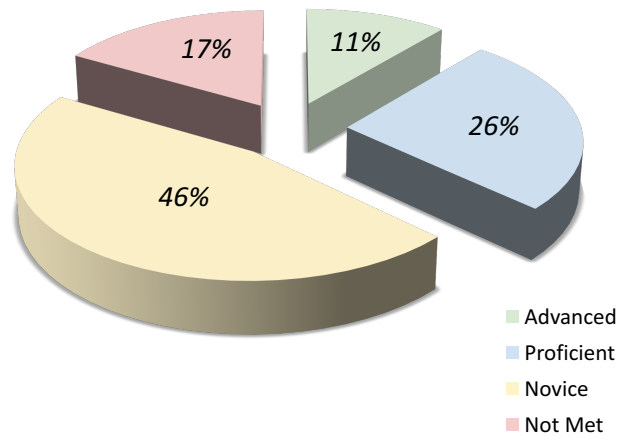
Absent	4
--------	---

Results

By Teaching Modality

Face-to-face

Students were taught in a traditional face-to-face classroom setting.

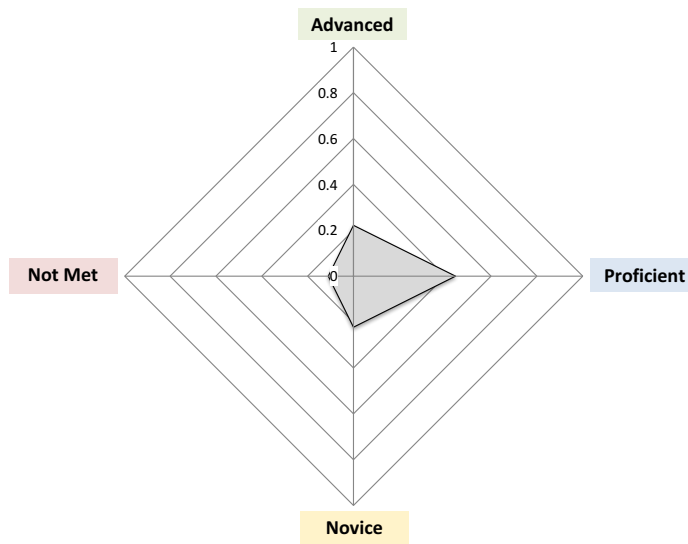
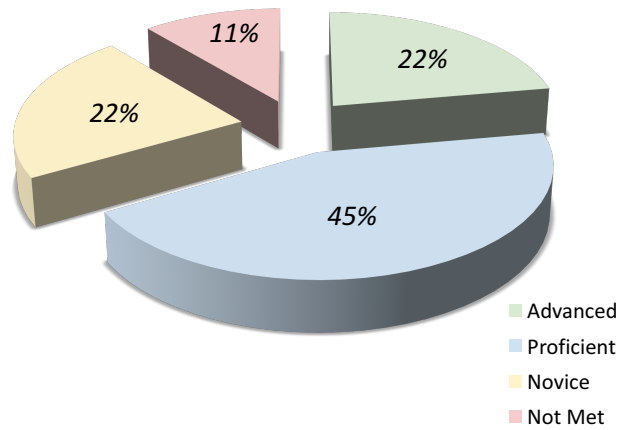


Results

By Teaching Modality

Online

Students were taught in an online teaching setting.



Results

By Teaching Modality

Concurrent

High school students that are enrolled in UA Little Rock Core courses.

