

Spring 2018 Core Curriculum Assessment Results

of

Skills 2 - Critical Thinking

from the

History of Civilization

Core Curricular Area



For more information about UA Little Rock Core Curriculum Assessment, please visit:
<http://ualr.edu/facultysenate/councils-and-committees-of-the-faculty-senate/council-on-core-curriculum-and-policies/>

History of Civilization

Skills 2 - Critical Thinking

Assessed Courses

Data for this report was collected from the following Core courses:

HIST 1311 History of Civilization I
HIST 1312 History of Civilization II

Scoring Rubric

A five-point scoring rubric was used for all data reporting. The table below shows the five levels, the scores assigned to each level, and the general guidelines that Core Area Assessment Committees (CAAC) used to score collected artifacts.

Level	Score	“Assessment of this artifact indicates that the student...”
Advanced	4	“... was successful at ...”
Proficient	3	“... attempted and was usually successful at ...”
Novice	2	“... attempted but was not always successful at ...”
Not Met	1	“... made little attempt at ...”
Absent	0	“... made no attempt at ...”

Data Interpretation Method

The Results presented in this document are reported by Learning Outcome and by Teaching Modality. The arithmetic mean for each level (Advanced, Proficient, Novice, and Not Met) was calculated based on the total number of artifacts that scored at each level divided by the total number of artifacts scored overall, with the number of Absent level artifacts removed from the total.

$$[Level] \text{ Mean} = \frac{\text{Number of } [Level] \text{ Artifacts Scored}}{(\text{Total Artifacts Scored} - \text{Number of Absent Artifacts Scored})}$$

The Results for each Learning Outcome and Teaching Modality are presented in tables, pie charts, and radar charts. Total percentages on tables and pie charts sum to 100%, and total values on radar charts sum to 1.0.

History of Civilization

Skills 2 - Critical Thinking

Results

By Learning Outcome

The tables and charts in this section show the number of artifacts scored at each level for each Learning Outcome, regardless of Teaching Modality type. Absent values listed are artifacts that were collected but could not be scored.

Learning Outcome 1

Students will use appropriate methods of inquiry to analyze historical readings and ask relevant historical questions

Level	Number of Artifacts	Percentage
Advanced	47	28.7%
Proficient	78	47.6%
Novice	33	20.1%
Not Met	6	3.7%
Totals	164	100%
Absent	0	

Learning Outcome 2

Students will find, evaluate, analyze and synthesize primary and secondary sources to reach conclusions about the history of cultures and civilizations

Level	Number of Artifacts	Percentage
Advanced	37	22.6%
Proficient	86	52.4%
Novice	34	20.7%
Not Met	7	4.3%
Totals	164	100%
Absent	0	

History of Civilization

Skills 2 - Critical Thinking

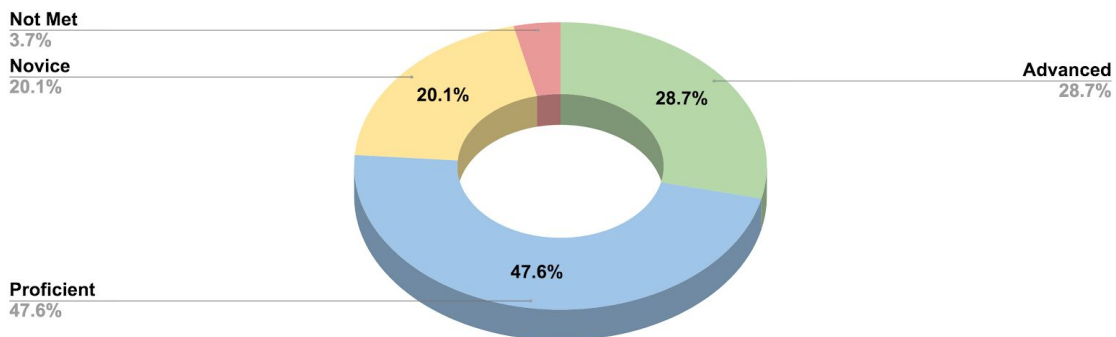
Results

By Learning Outcome

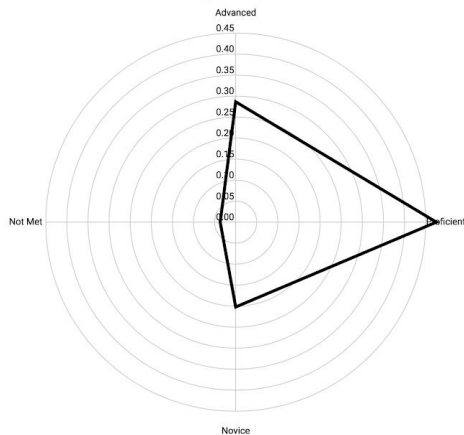
Learning Outcome 1

Students will use appropriate methods of inquiry to analyze historical readings and ask relevant historical questions

Learning Outcome 1



Learning Outcome 1



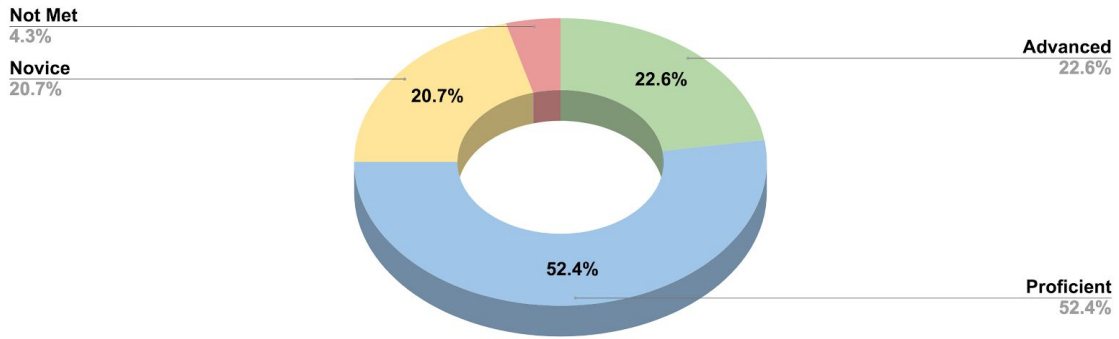
Results

By Learning Outcome

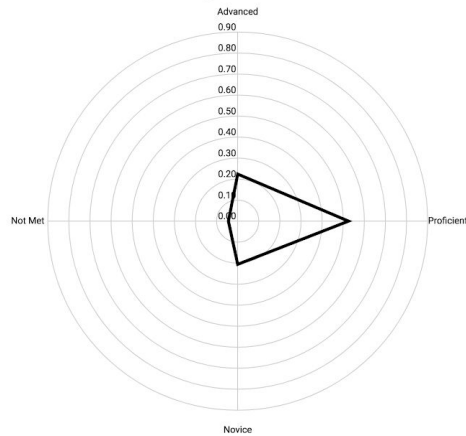
Learning Outcome 2

Students will find, evaluate, analyze and synthesize primary and secondary sources to reach conclusions about the history of cultures and civilizations

Learning Outcome 2



Learning Outcome 2



History of Civilization

Skills 2 - Critical Thinking

Results

By Teaching Modality

The tables and charts in this section show the number of artifacts scored at each level for each Teaching Modality, regardless of Learning Outcome type. Absent values listed are artifacts that were collected but could not be scored.

Face-to-face

Students were taught in a traditional face-to-face classroom setting.

Level	Number of Artifacts	Percentage
Advanced	14	15.2%
Proficient	38	41.3%
Novice	32	34.8%
Not Met	8	8.7%
Totals	92	100%
Absent	0	

Online

Students were taught in an online teaching setting.

Level	Number of Artifacts	Percentage
Advanced	51	29.7%
Proficient	100	58.1%
Novice	21	12.2%
Not Met	0	0.0%
Totals	172	100%
Absent	0	

Concurrent

High school students that are enrolled in UA Little Rock Core courses.

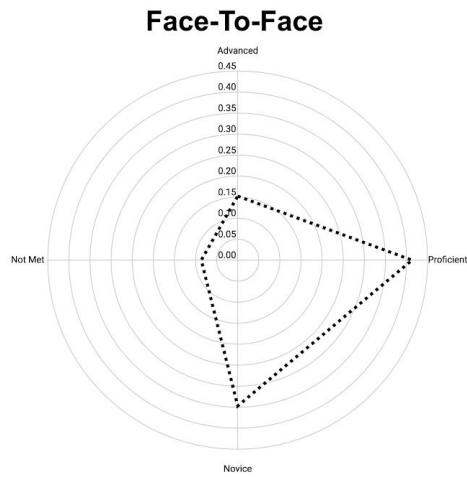
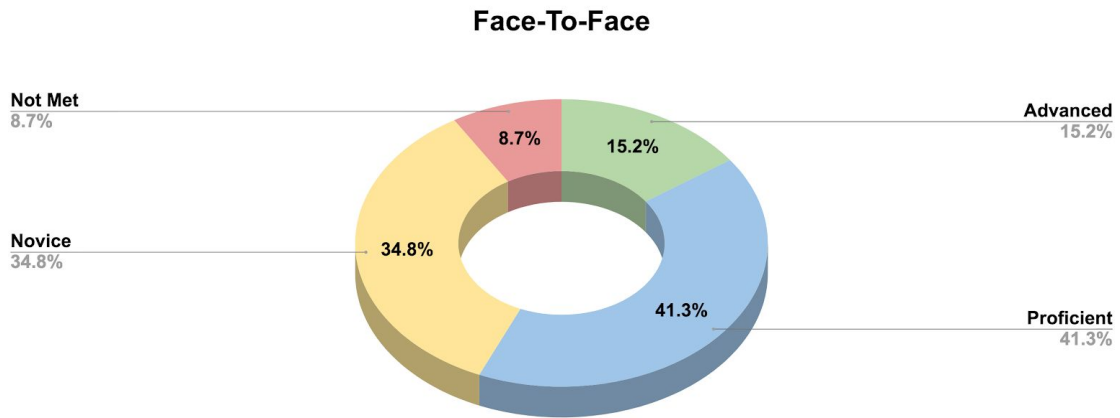
Level	Number of Artifacts	Percentage
Advanced	19	29.7%
Proficient	26	40.6%
Novice	14	21.9%
Not Met	5	7.8%
Totals	64	100%
Absent	0	

Results

By Teaching Modality

Face-to-face

Students were taught in a traditional face-to-face classroom setting.

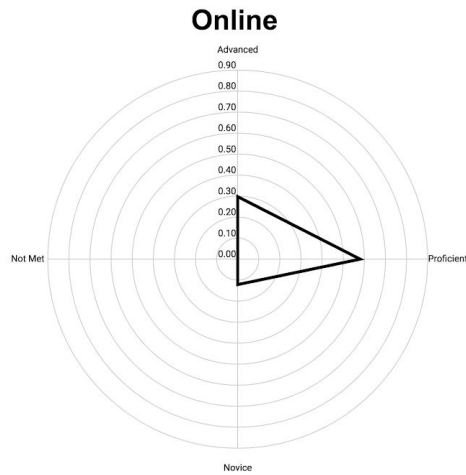
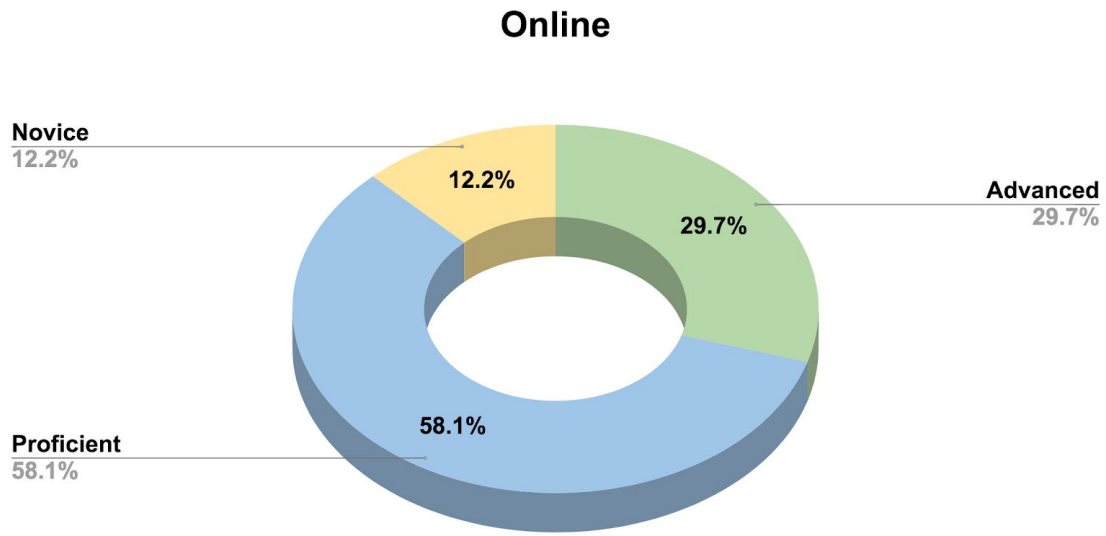


Results

By Teaching Modality

Online

Students were taught in an online teaching setting.

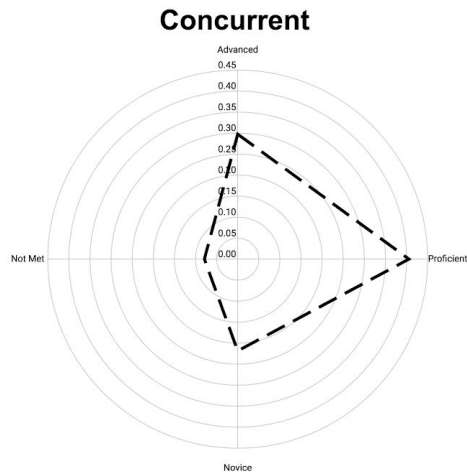
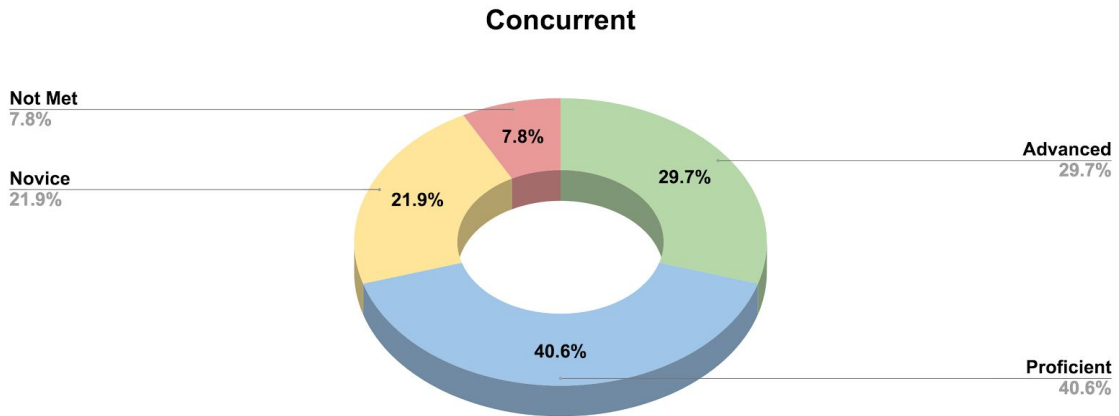


Results

By Teaching Modality

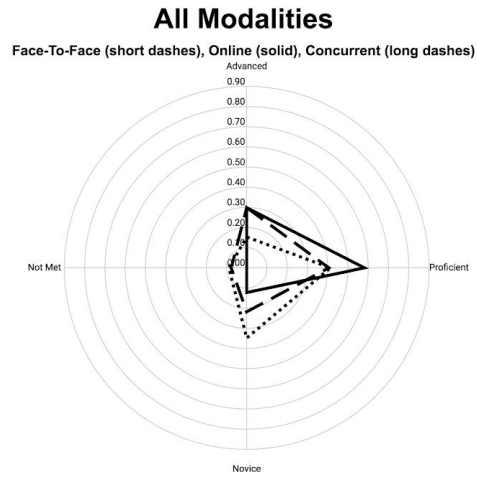
Concurrent

High school students that are enrolled in UA Little Rock Core courses.



Results

All Modalities



END OF REPORT