

Spring 2018 Core Curriculum Assessment Results

of

Skills 2 - Critical Thinking

from the

Science

Core Curricular Area



For more information about UA Little Rock Core Curriculum Assessment, please visit:
<http://ualr.edu/facultysenate/councils-and-committees-of-the-faculty-senate/council-on-core-curriculum-and-policies/>

Assessed Courses

Data for this report was collected from the following Core courses:

ERSC 1102 Physical Geology Lab
ERSC 1104 Earth and the Environment Lab
ERSC 1302 Physical Geology
ERSC 1304 Earth and the Environment
ERSC 2103 Historical Geology Lab
ERSC 2303 Historical Geology
BIOL 1400 Evolutionary and Environmental Biology
BIOL 1401 Science of Biology
BIOL 1433 Essentials of Anatomy and Physiology
BIOL 2401 Microbiology
CHEM 1400 Fundamentals Chemistry I
CHEM 1402 General Chemistry I
ANTH 1415 Physical Anthropology
ASTR 1101 Introduction to Astronomy Lab
PHYS 1121 College Physics I Lab
PHYS 1122 College Physics II Lab
PHYS 2121 Physics for Scientists and Engineers I Lab
PHYS 2322 Physics for Scientists and Engineers II Lab

Scoring Rubric

A five-point scoring rubric was used for all data reporting. The table below shows the five levels, the scores assigned to each level, and the general guidelines that Core Area Assessment Committees (CAAC) used to score collected artifacts.

Level	Score	“Assessment of this artifact indicates that the student...”
Advanced	4	“... was successful at ...”
Proficient	3	“... attempted and was usually successful at ...”
Novice	2	“... attempted but was not always successful at ...”
Not Met	1	“... made little attempt at ...”
Absent	0	“... made no attempt at ...”

Data Interpretation Method

The Results presented in this document are reported by Learning Outcome and by Teaching Modality. The arithmetic mean for each level (Advanced, Proficient, Novice, and Not Met) was calculated based on the total number of artifacts that scored at each level divided by the total number of artifacts scored overall, with the number of Absent level artifacts removed from the total.

$$[Level] \text{ Mean} = \frac{\text{Number of } [Level] \text{ Artifacts Scored}}{(\text{Total Artifacts Scored} - \text{Number of Absent Artifacts Scored})}$$

The Results for each Learning Outcome and Teaching Modality are presented in tables, pie charts, and radar charts. Total percentages on tables and pie charts sum to 100%, and total values on radar charts sum to 1.0.

Results

By Learning Outcome

The tables and charts in this section show the number of artifacts scored at each level for each Learning Outcome, regardless of Teaching Modality type. Absent values listed are artifacts that were collected but could not be scored.

Learning Outcome 1

Students will develop basic skills from the scientific method including inquiry, data collection, analysis, and interpretation in order to explore a scientific problem from hypothesis testing to formulating a conclusion based on inquiry

Level	Number of Artifacts	Percentage
Advanced	237	45.8%
Proficient	130	25.1%
Novice	111	21.5%
Not Met	39	7.5%
Totals	517	100.0%
Absent	46	

Learning Outcome 2

Students will learn about the world through observation and experimentation, through modeling and interpretation, and through analysis and evaluation

Level	Number of Artifacts	Percentage
Advanced	225	45.2%
Proficient	127	25.5%
Novice	102	20.5%
Not Met	44	8.8%
Totals	498	100.0%
Absent	38	

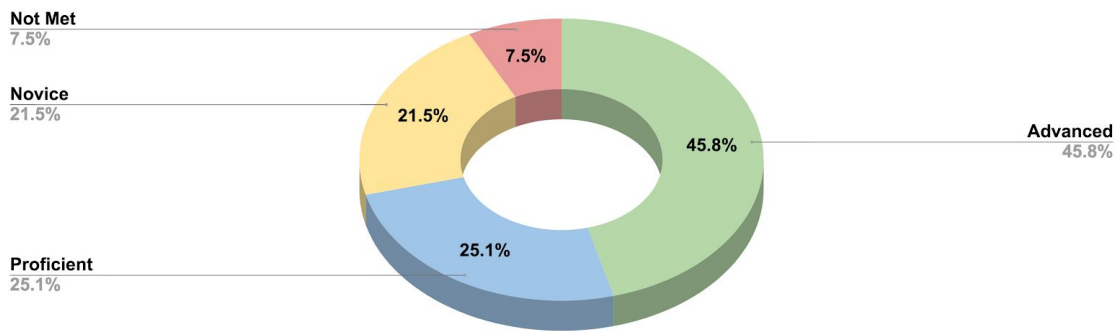
Results

By Learning Outcome

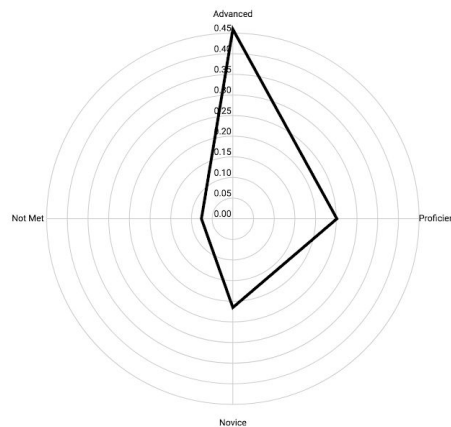
Learning Outcome 1

Students will develop basic skills from the scientific method including inquiry, data collection, analysis, and interpretation in order to explore a scientific problem from hypothesis testing to formulating a conclusion based on inquiry

Learning Outcome 1



Learning Outcome 1



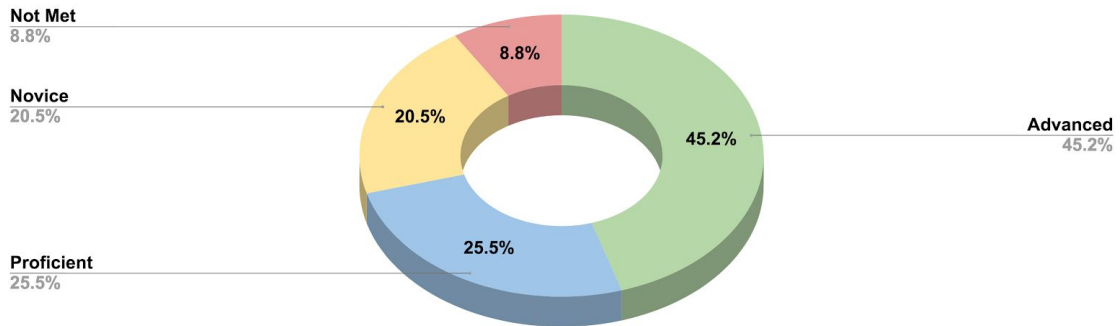
Results

By Learning Outcome

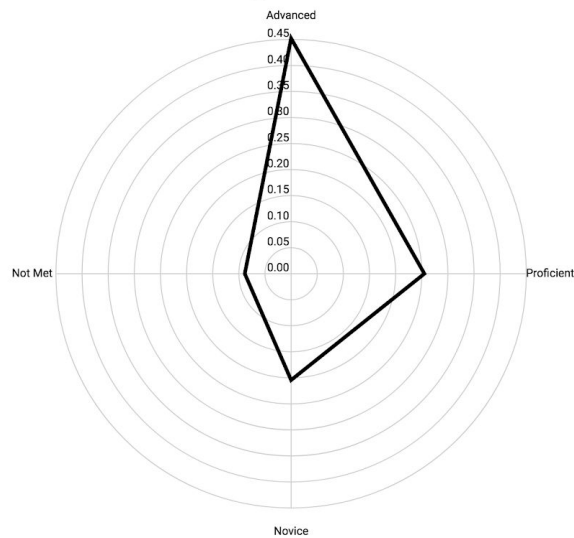
Learning Outcome 2

Students will learn about the world through observation and experimentation, through modeling and interpretation, and through analysis and evaluation

Learning Outcome 2



Learning Outcome 2



Results

By Teaching Modality

The tables and charts in this section show the number of artifacts scored at each level for each Teaching Modality, regardless of Learning Outcome type. Absent values listed are artifacts that were collected but could not be scored.

Face-to-face

Students were taught in a traditional face-to-face classroom setting.

Level	Number of Artifacts	Percentage
Advanced	366	45.2%
Proficient	214	26.4%
Novice	166	20.5%
Not Met	64	7.9%
Totals	810	100.0%
Absent	44	

Online

Students were taught in an online teaching setting.

Level	Number of Artifacts	Percentage
Advanced	75	43.6%
Proficient	35	20.3%
Novice	43	25.0%
Not Met	19	11.0%
Totals	172	100.0%
Absent	40	

Concurrent

High school students that are enrolled in UA Little Rock Core courses.

Level	Number of Artifacts	Percentage
Advanced	21	63.6%
Proficient	8	24.2%
Novice	4	12.1%
Not Met	0	0.0%
Totals	33	100.0%
Absent	0	

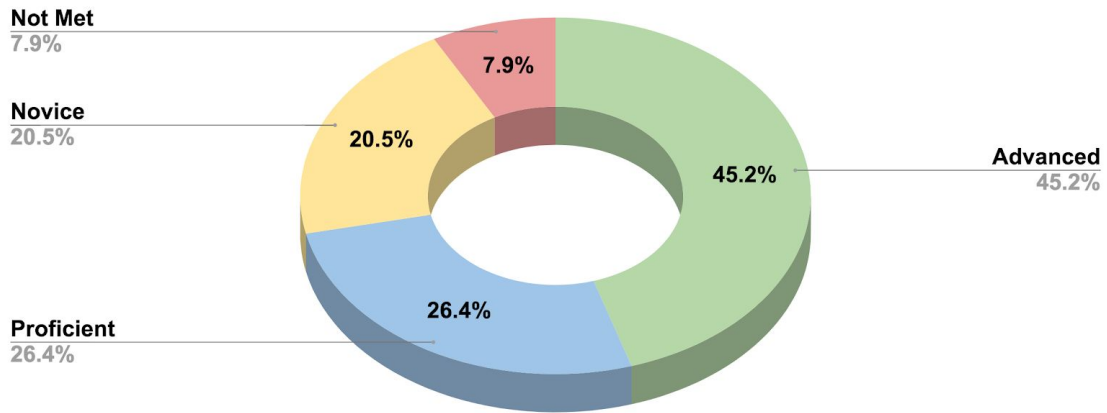
Results

By Teaching Modality

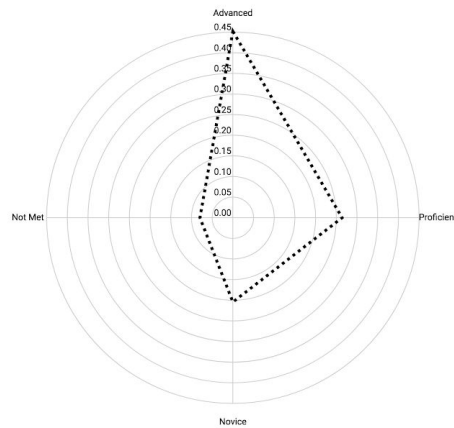
Face-to-face

Students were taught in a traditional face-to-face classroom setting.

Face-To-Face



Face-To-Face

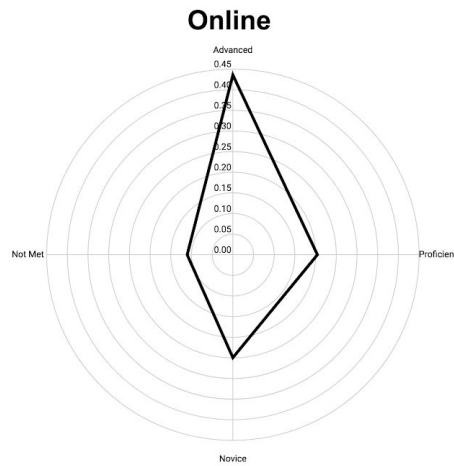
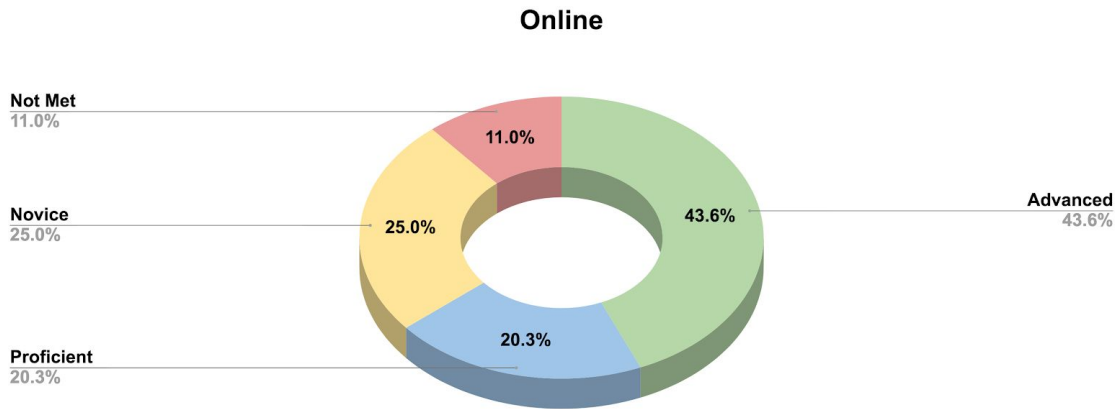


Results

By Teaching Modality

Online

Students were taught in an online teaching setting.

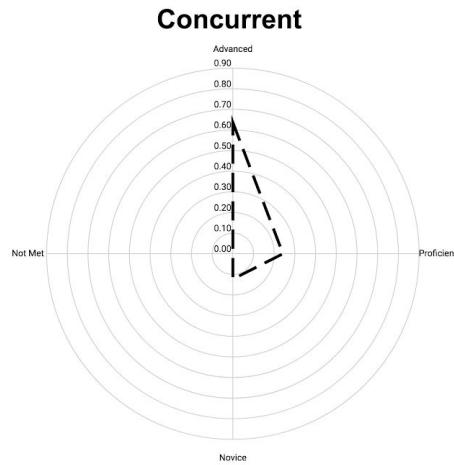
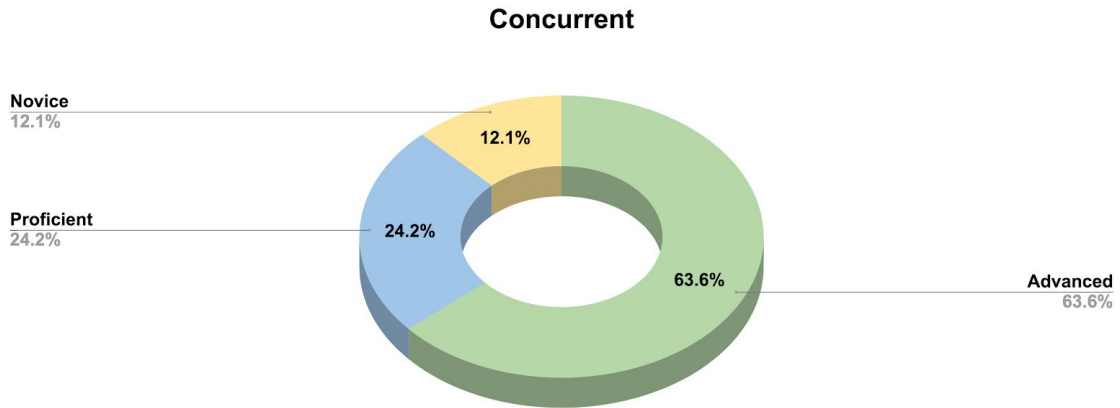


Results

By Teaching Modality

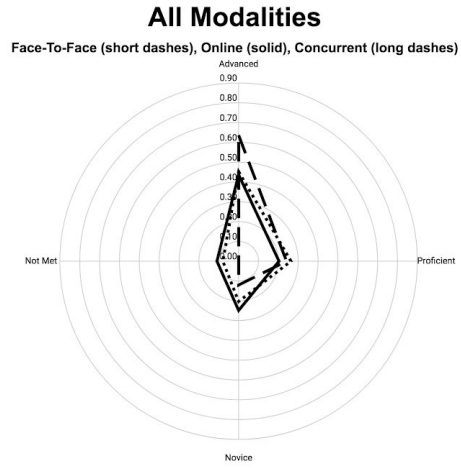
Concurrent

High school students that are enrolled in UA Little Rock Core courses.



Results

All Modalities



END OF REPORT