

Spring 2018 Core Curriculum Assessment Results

of

Skills 2 - Critical Thinking

from the

US History / Government

Core Curricular Area



For more information about UA Little Rock Core Curriculum Assessment, please visit:
<http://ualr.edu/facultysenate/councils-and-committees-of-the-faculty-senate/council-on-core-curriculum-and-policies/>

Assessed Courses

Data for this report was collected from the following Core courses:

HIST 2311 US History to 1877
HIST 2312 US History since 1877
POLS 1310 American National Government

Scoring Rubric

A five-point scoring rubric was used for all data reporting. The table below shows the five levels, the scores assigned to each level, and the general guidelines that Core Area Assessment Committees (CAAC) used to score collected artifacts.

Level	Score	“Assessment of this artifact indicates that the student...”
Advanced	4	“... was successful at ...”
Proficient	3	“... attempted and was usually successful at ...”
Novice	2	“... attempted but was not always successful at ...”
Not Met	1	“... made little attempt at ...”
Absent	0	“... made no attempt at ...”

Data Interpretation Method

The Results presented in this document are reported by Learning Outcome and by Teaching Modality. The arithmetic mean for each level (Advanced, Proficient, Novice, and Not Met) was calculated based on the total number of artifacts that scored at each level divided by the total number of artifacts scored overall, with the number of Absent level artifacts removed from the total.

$$[Level] \text{ Mean} = \frac{\text{Number of } [Level] \text{ Artifacts Scored}}{(\text{Total Artifacts Scored} - \text{Number of Absent Artifacts Scored})}$$

The Results for each Learning Outcome and Teaching Modality are presented in tables, pie charts, and radar charts. Total percentages on tables and pie charts sum to 100%, and total values on radar charts sum to 1.0.

Results

By Learning Outcome

The tables and charts in this section show the number of artifacts scored at each level for each Learning Outcome, regardless of Teaching Modality type. Absent values listed are artifacts that were collected but could not be scored.

Learning Outcome 1

Students will use appropriate methods of inquiry to analyze sources and ask questions appropriate to the discipline

Level	Number of Artifacts	Percentage
Advanced	27	12.2%
Proficient	129	58.1%
Novice	51	23.0%
Not Met	15	6.8%
Totals	222	100.0%
Absent	0	

Learning Outcome 2

Students will find, evaluate, analyze, and synthesize primary and secondary sources to reach conclusions

Level	Number of Artifacts	Percentage
Advanced	25	11.3%
Proficient	102	45.9%
Novice	82	36.9%
Not Met	13	5.9%
Totals	222	100.0%
Absent	0	

Learning Outcome 3

Students will support ideas with empirical evidence and reach conclusions based on that evidence

Level	Number of Artifacts	Percentage
Advanced	21	11.2%
Proficient	91	48.4%
Novice	59	31.4%
Not Met	17	9.0%
Totals	188	100.0%
Absent	34	

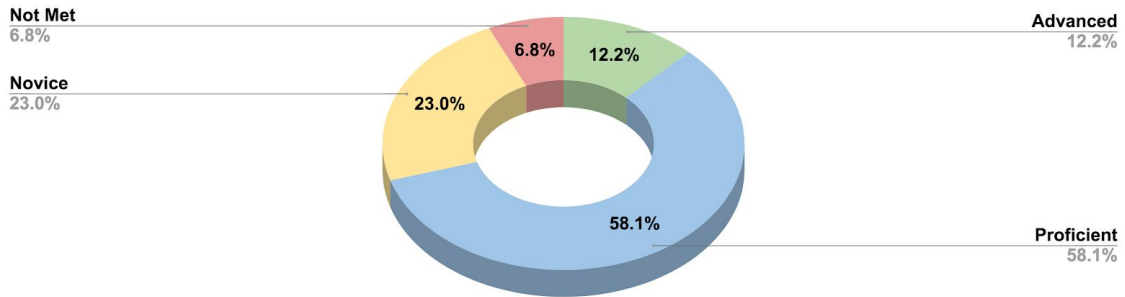
Results

By Learning Outcome

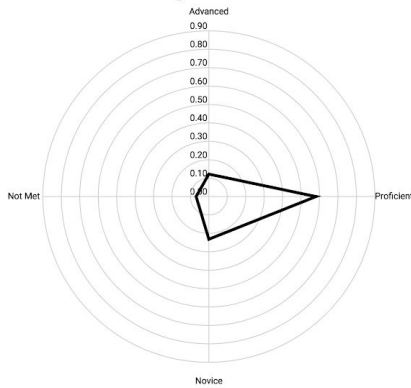
Learning Outcome 1

Students will use appropriate methods of inquiry to analyze sources and ask questions appropriate to the discipline

Learning Outcome 1



Learning Outcome 1



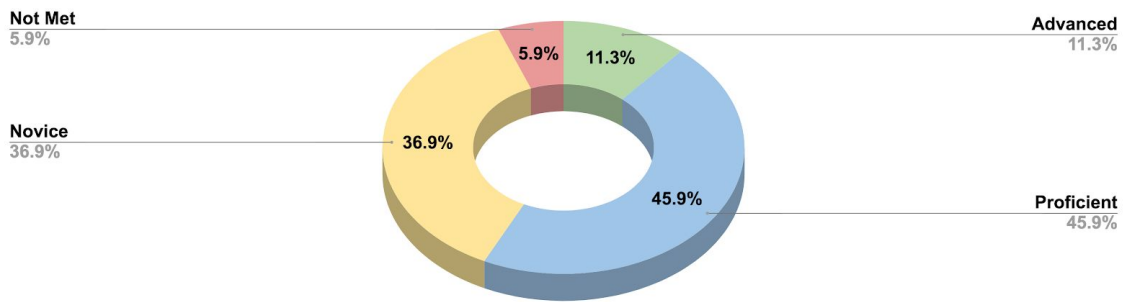
Results

By Learning Outcome

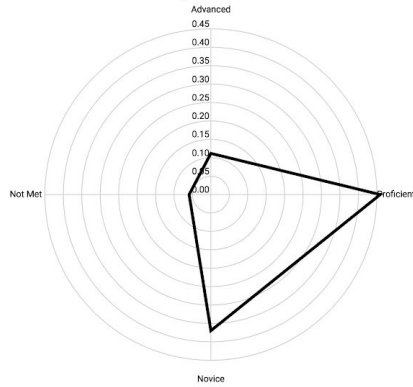
Learning Outcome 2

Students will find, evaluate, analyze, and synthesize primary and secondary sources to reach conclusions

Learning Outcome 2



Learning Outcome 2



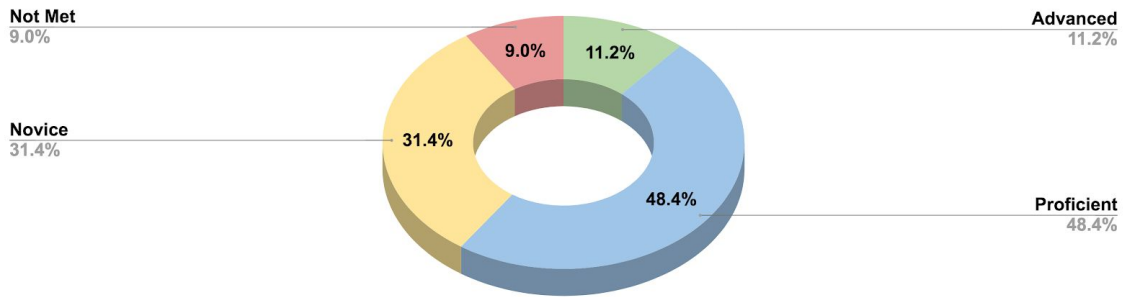
Results

By Learning Outcome

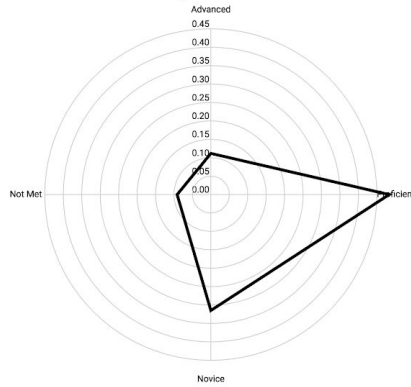
Learning Outcome 3

Students will support ideas with empirical evidence and reach conclusions based on that evidence

Learning Outcome 3



Learning Outcome 3



Results

By Teaching Modality

The tables and charts in this section show the number of artifacts scored at each level for each Teaching Modality, regardless of Learning Outcome type. Absent values listed are artifacts that were collected but could not be scored.

Face-to-face

Students were taught in a traditional face-to-face classroom setting.

Level	Number of Artifacts	Percentage
Advanced	20	5.0%
Proficient	207	51.6%
Novice	126	31.4%
Not Met	48	12.0%
Totals	401	100.0%
Absent	0	

Online

Students were taught in an online teaching setting.

Level	Number of Artifacts	Percentage
Advanced	49	28.2%
Proficient	61	35.1%
Novice	63	36.2%
Not Met	1	0.6%
Totals	174	100.0%
Absent	34	

Concurrent

High school students that are enrolled in UA Little Rock Core courses.

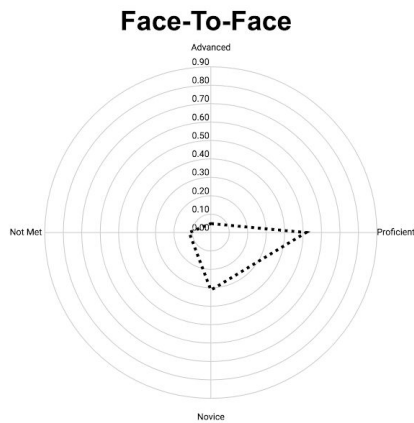
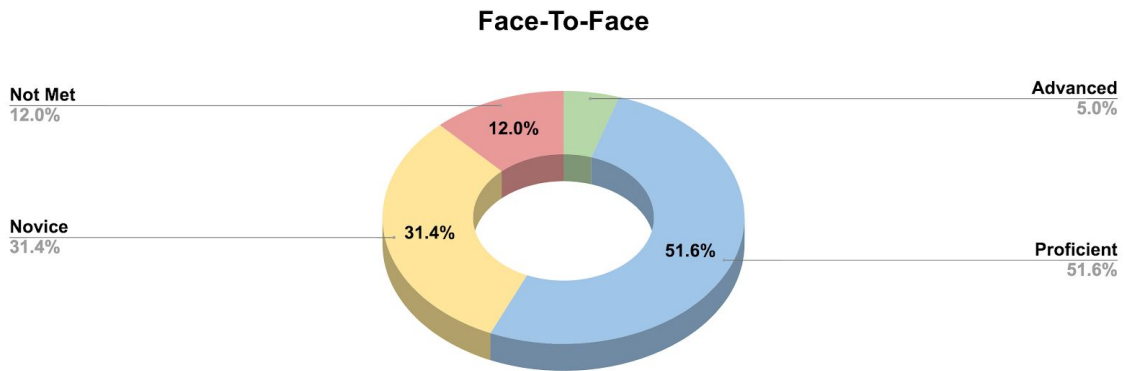
Level	Number of Artifacts	Percentage
Advanced	8	8.9%
Proficient	65	72.2%
Novice	17	18.9%
Not Met	0	0.0%
Totals	90	100.0%
Absent	0	

Results

By Teaching Modality

Face-to-face

Students were taught in a traditional face-to-face classroom setting.

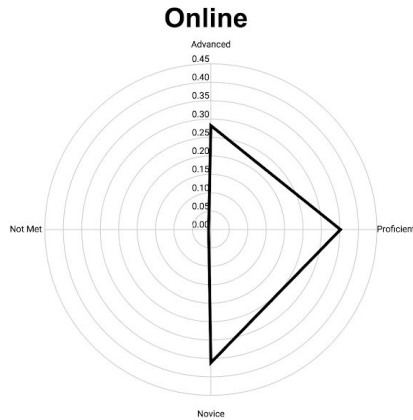
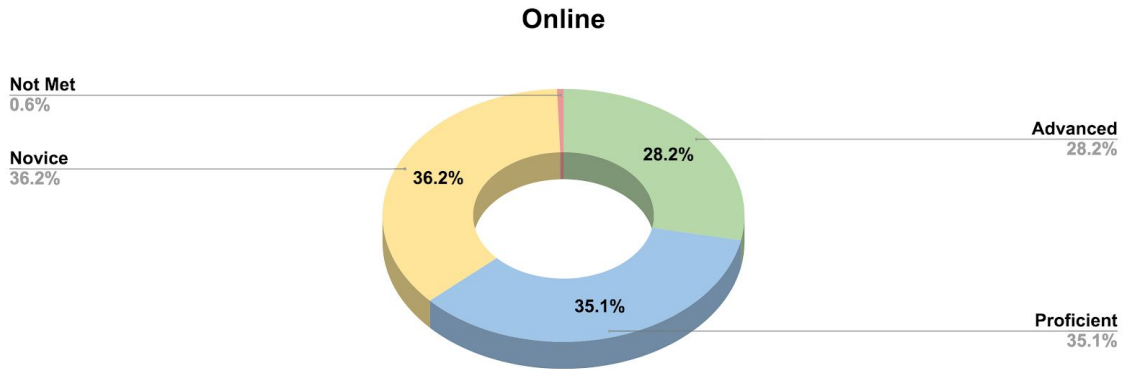


Results

By Teaching Modality

Online

Students were taught in an online teaching setting.

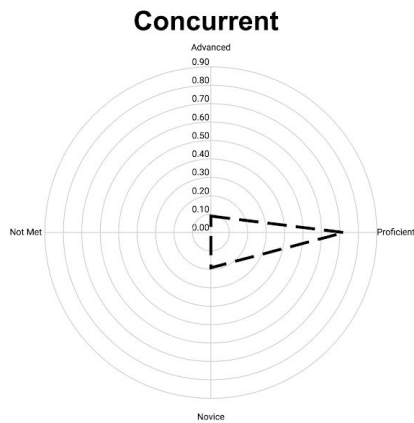
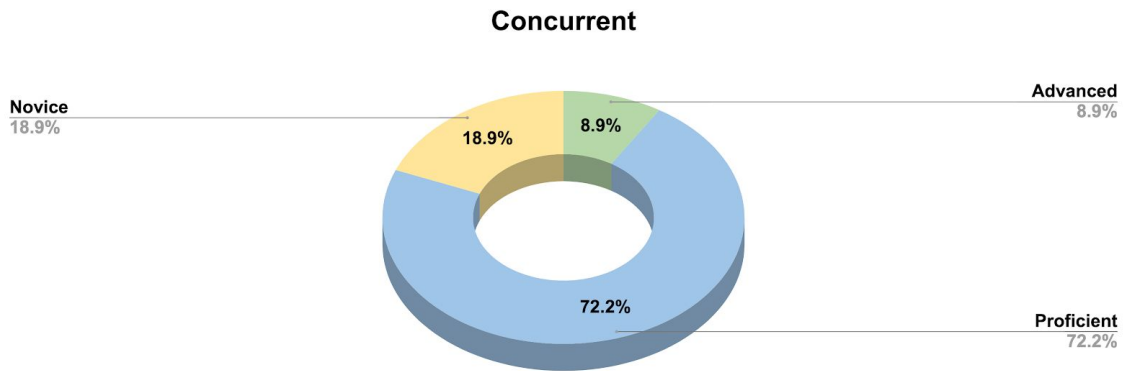


Results

By Teaching Modality

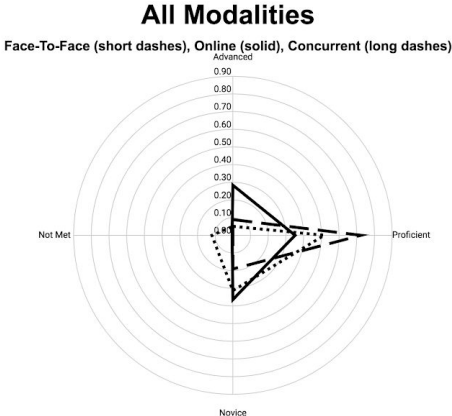
Concurrent

High school students that are enrolled in UA Little Rock Core courses.



Results

All Modalities



END OF REPORT