

# **Spring 2018 Core Curriculum Assessment Results**

of

**Skills 3 - Information Technology**

from the

**Flex: Communication - Spoken**

Core Curricular Area



For more information about UA Little Rock Core Curriculum Assessment, please visit:  
<http://ualr.edu/facultysenate/councils-and-committees-of-the-faculty-senate/council-on-core-curriculum-and-policies/>

## Assessed Courses

Data for this report was collected from the following Core courses:

ACOM 1300 Introduction to Communication

## Scoring Rubric

A five-point scoring rubric was used for all data reporting. The table below shows the five levels, the scores assigned to each level, and the general guidelines that Core Area Assessment Committees (CAAC) used to score collected artifacts.

Level	Score	“Assessment of this artifact indicates that the student...”
Advanced	4	“... was successful at ...”
Proficient	3	“... attempted and was usually successful at ...”
Novice	2	“... attempted but was not always successful at ...”
Not Met	1	“... made little attempt at ...”
Absent	0	“... made no attempt at ...”

## Data Interpretation Method

The Results presented in this document are reported by Learning Outcome and by Teaching Modality. The arithmetic mean for each level (Advanced, Proficient, Novice, and Not Met) was calculated based on the total number of artifacts that scored at each level divided by the total number of artifacts scored overall, with the number of Absent level artifacts removed from the total.

$$[Level] \text{ Mean} = \frac{\text{Number of } [Level] \text{ Artifacts Scored}}{(\text{Total Artifacts Scored} - \text{Number of Absent Artifacts Scored})}$$

The Results for each Learning Outcome and Teaching Modality are presented in tables, pie charts, and radar charts. Total percentages on tables and pie charts sum to 100%, and total values on radar charts sum to 1.0.

## Flex: Communication - Spoken

### Skills 3 - Information Technology

## Results

### By Learning Outcome

The tables and charts in this section show the number of artifacts scored at each level for each Learning Outcome, regardless of Teaching Modality type. Absent values listed are artifacts that were collected but could not be scored.

#### ***Learning Outcome 1***

Students will use current technology for drafting, reviewing, revising, editing, and sharing presentations.

Level	Number of Artifacts	Percentage
Advanced	1	5.9%
Proficient	7	41.2%
Novice	8	47.1%
Not Met	1	5.9%
<b>Totals</b>	<b>17</b>	<b>100.0%</b>
Absent	1	

#### ***Learning Outcome 2***

Students will locate, evaluate, organize, and use research materials from electronic sources.

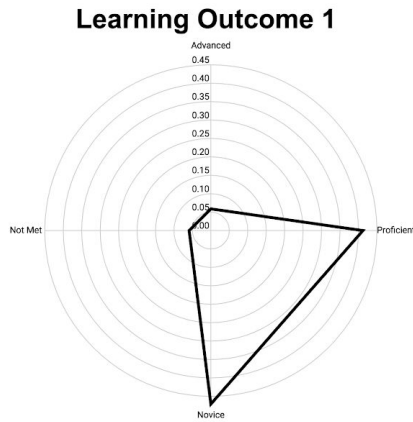
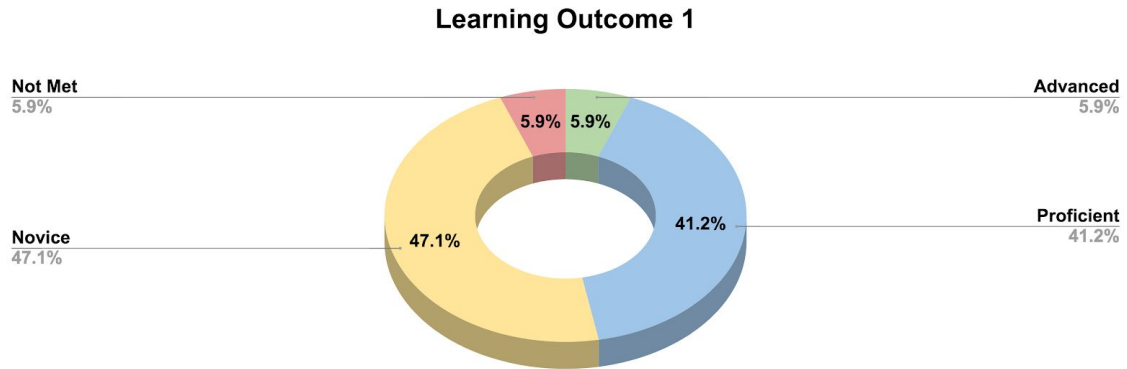
Level	Number of Artifacts	Percentage
Advanced	4	22.2%
Proficient	8	44.4%
Novice	3	16.7%
Not Met	3	16.7%
<b>Totals</b>	<b>18</b>	<b>100.0%</b>
Absent	0	

## Results

### By Learning Outcome

#### Learning Outcome 1

Students will use current technology for drafting, reviewing, revising, editing, and sharing presentations.



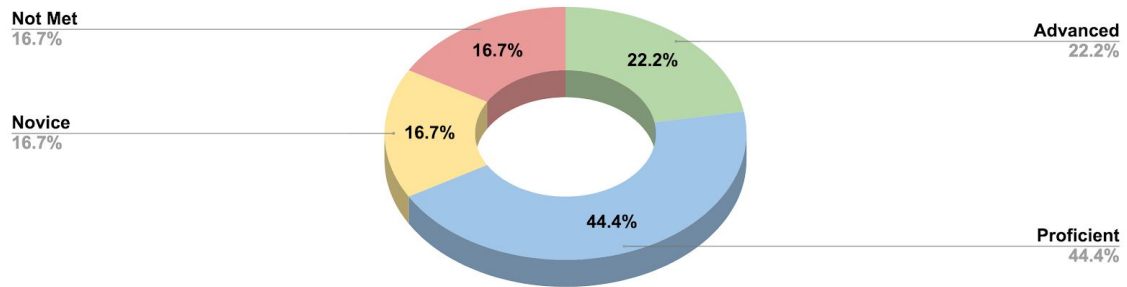
## Results

### By Learning Outcome

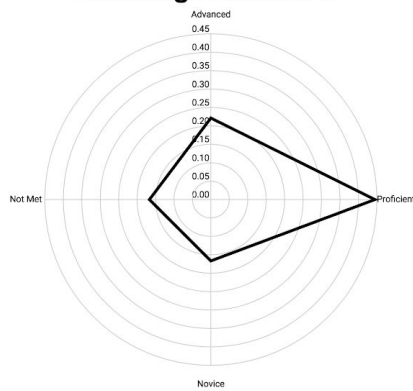
#### Learning Outcome 2

Students will locate, evaluate, organize, and use research materials from electronic sources.

Learning Outcome 2



Learning Outcome 2



## Results

### By Teaching Modality

The tables and charts in this section show the number of artifacts scored at each level for each Teaching Modality, regardless of Learning Outcome type. Absent values listed are artifacts that were collected but could not be scored.

#### *Face-to-face*

Students were taught in a traditional face-to-face classroom setting.

Level	Number of Artifacts	Percentage
Advanced	3	16.7%
Proficient	7	38.9%
Novice	5	27.8%
Not Met	3	16.7%
<b>Totals</b>	<b>18</b>	<b>100.0%</b>
Absent	0	

#### *Online*

Students were taught in an online teaching setting.

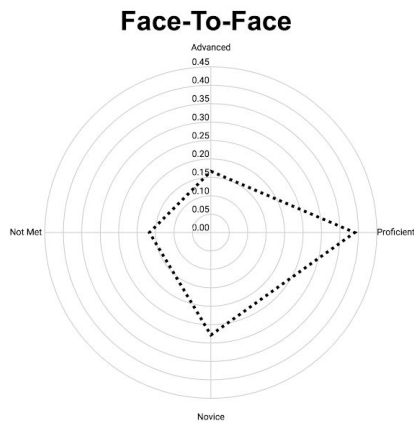
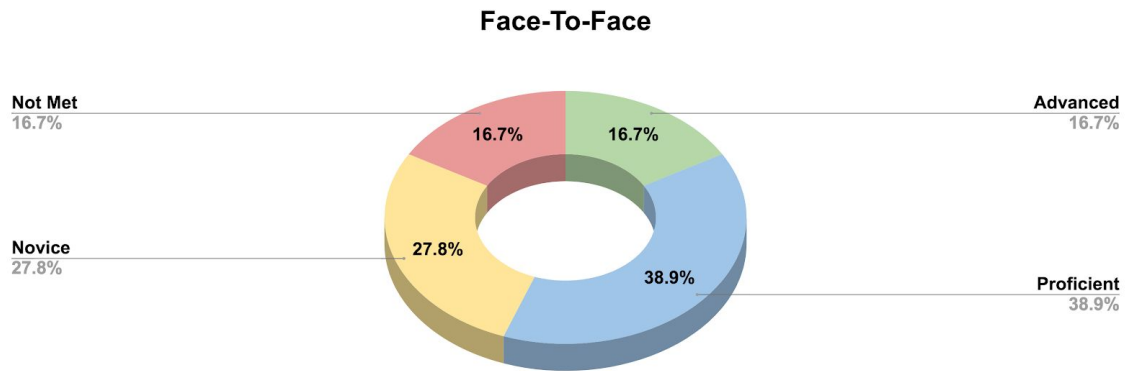
Level	Number of Artifacts	Percentage
Advanced	2	11.8%
Proficient	8	47.1%
Novice	6	35.3%
Not Met	1	5.9%
<b>Totals</b>	<b>17</b>	<b>100.0%</b>
Absent	1	

## Results

### By Teaching Modality

#### *Face-to-face*

Students were taught in a traditional face-to-face classroom setting.

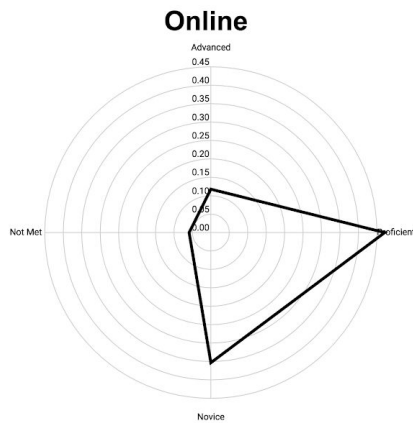
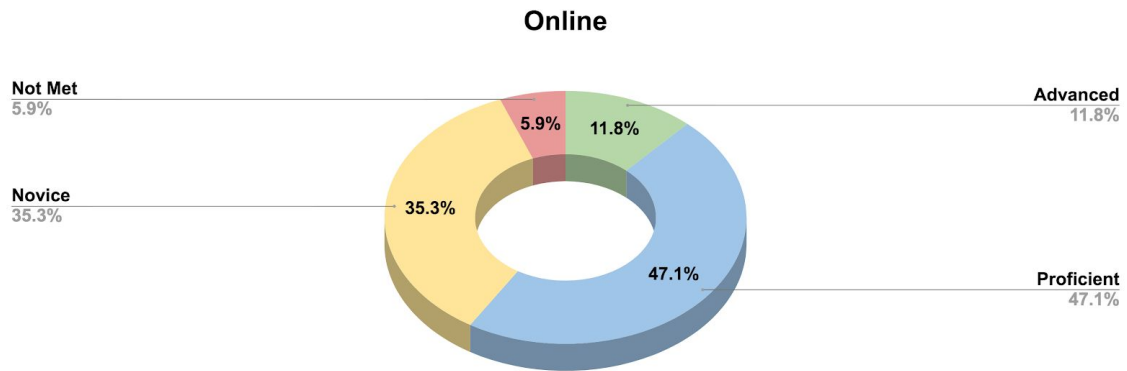


## Results

### By Teaching Modality

#### Online

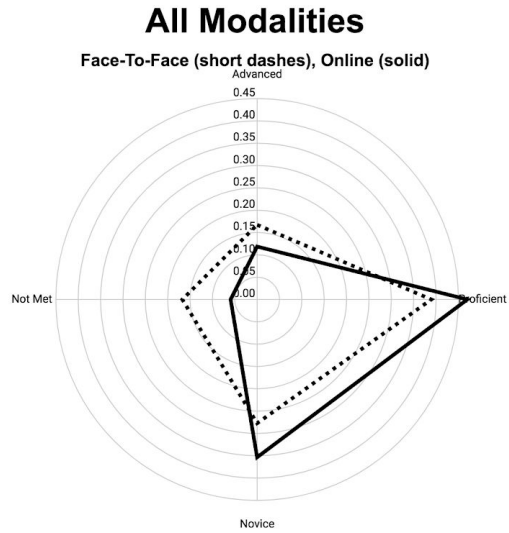
Students were taught in an online teaching setting.





## Results

### All Modalities



END OF REPORT