

# **Spring 2018 Core Curriculum Assessment Results**

of

**Skills 3 - Information Technology**

from the

## **History of Civilization**

Core Curricular Area



For more information about UA Little Rock Core Curriculum Assessment, please visit:  
<http://ualr.edu/facultysenate/councils-and-committees-of-the-faculty-senate/council-on-core-curriculum-and-policies/>

## Assessed Courses

Data for this report was collected from the following Core courses:

HIST 1311 History of Civilization I
HIST 1312 History of Civilization II

## Scoring Rubric

A five-point scoring rubric was used for all data reporting. The table below shows the five levels, the scores assigned to each level, and the general guidelines that Core Area Assessment Committees (CAAC) used to score collected artifacts.

Level	Score	“Assessment of this artifact indicates that the student...”
Advanced	4	“... was successful at ...”
Proficient	3	“... attempted and was usually successful at ...”
Novice	2	“... attempted but was not always successful at ...”
Not Met	1	“... made little attempt at ...”
Absent	0	“... made no attempt at ...”

## Data Interpretation Method

The Results presented in this document are reported by Learning Outcome and by Teaching Modality. The arithmetic mean for each level (Advanced, Proficient, Novice, and Not Met) was calculated based on the total number of artifacts that scored at each level divided by the total number of artifacts scored overall, with the number of Absent level artifacts removed from the total.

$$[Level] \text{ Mean} = \frac{\text{Number of } [Level] \text{ Artifacts Scored}}{(\text{Total Artifacts Scored} - \text{Number of Absent Artifacts Scored})}$$

The Results for each Learning Outcome and Teaching Modality are presented in tables, pie charts, and radar charts. Total percentages on tables and pie charts sum to 100%, and total values on radar charts sum to 1.0.

## Results

### By Learning Outcome

The tables and charts in this section show the number of artifacts scored at each level for each Learning Outcome, regardless of Teaching Modality type. Absent values listed are artifacts that were collected but could not be scored.

#### ***Learning Outcome 1***

Students will use appropriate technological resources to find appropriate primary and secondary sources

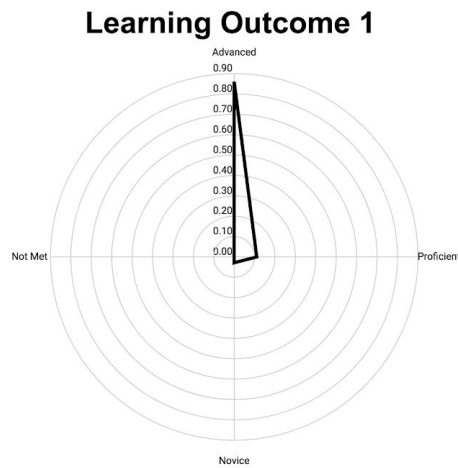
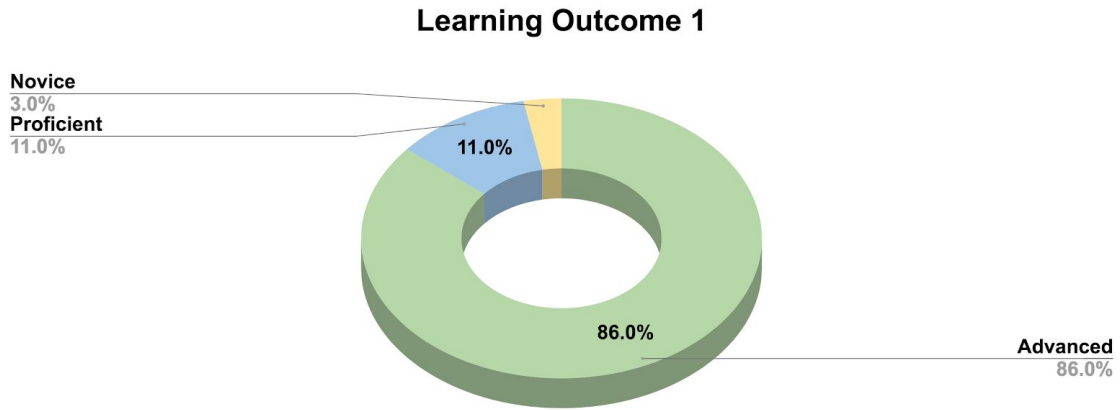
Level	Number of Artifacts	Percentage
Advanced	141	86.0%
Proficient	18	11.0%
Novice	5	3.0%
Not Met	0	0.0%
<b>Totals</b>	<b>164</b>	<b>100.0%</b>
Absent	0	

## Results

### By Learning Outcome

#### Learning Outcome 1

Students will use appropriate technological resources to find appropriate primary and secondary sources



## Results

### By Teaching Modality

The tables and charts in this section show the number of artifacts scored at each level for each Teaching Modality, regardless of Learning Outcome type. Absent values listed are artifacts that were collected but could not be scored.

#### *Face-to-face*

Students were taught in a traditional face-to-face classroom setting.

Level	Number of Artifacts	Percentage
Advanced	25	54.3%
Proficient	18	39.1%
Novice	3	6.5%
Not Met	0	0.0%
<b>Totals</b>	<b>46</b>	<b>100.0%</b>
Absent	0	

#### *Online*

Students were taught in an online teaching setting.

Level	Number of Artifacts	Percentage
Advanced	86	100.0%
Proficient	0	0.0%
Novice	0	0.0%
Not Met	0	0.0%
<b>Totals</b>	<b>86</b>	<b>100.0%</b>
Absent	0	

#### *Concurrent*

High school students that are enrolled in UA Little Rock Core courses.

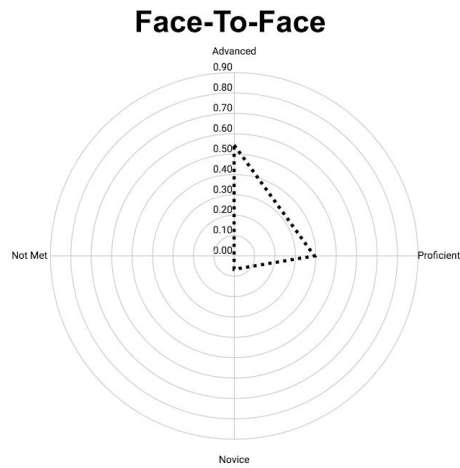
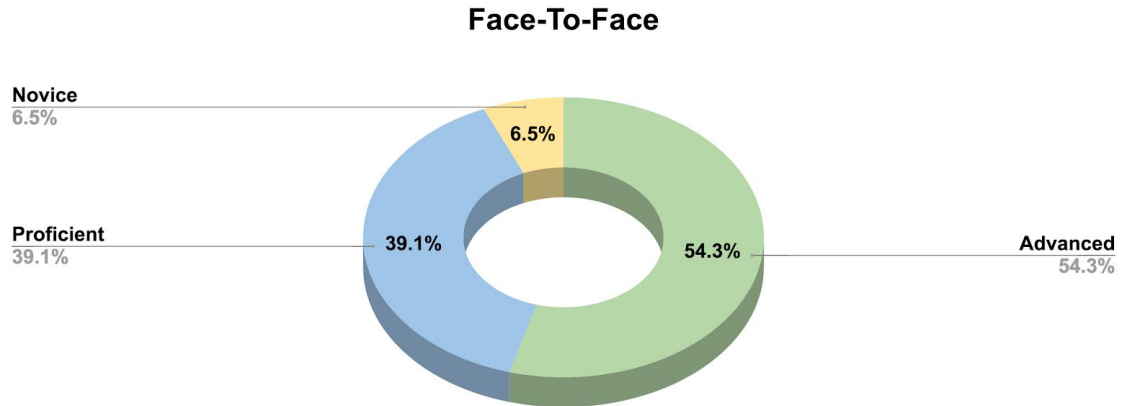
Level	Number of Artifacts	Percentage
Advanced	30	93.8%
Proficient	0	0.0%
Novice	2	6.3%
Not Met	0	0.0%
<b>Totals</b>	<b>32</b>	<b>100.0%</b>
Absent	0	

## Results

### By Teaching Modality

#### *Face-to-face*

Students were taught in a traditional face-to-face classroom setting.




## Results

### By Teaching Modality

#### Online

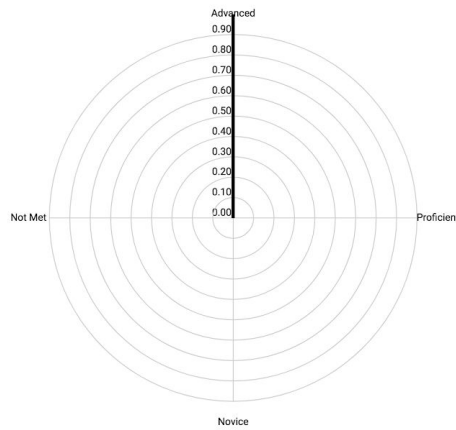
Students were taught in an online teaching setting.

#### Online



**Advanced**  
100.0%

#### Online

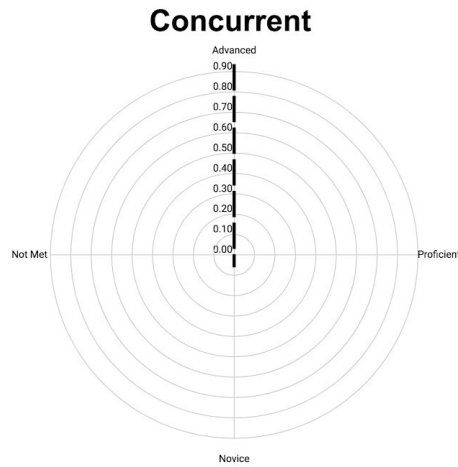
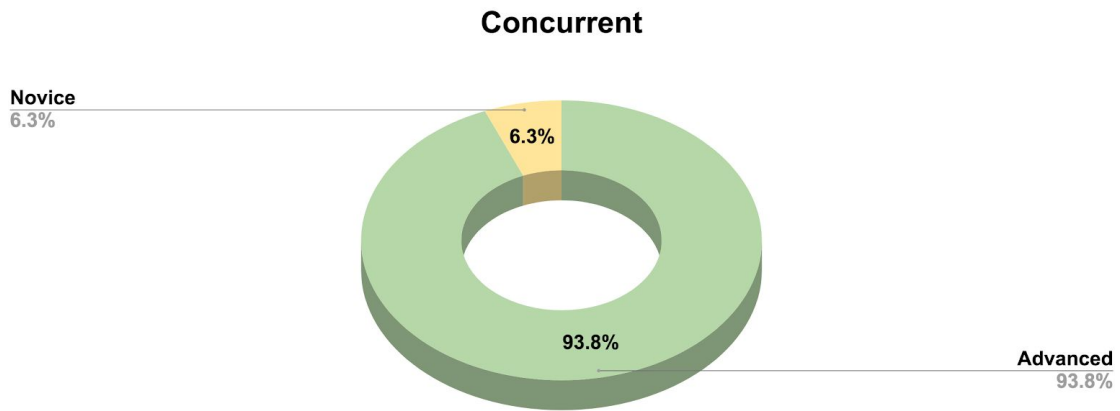


## Results

### By Teaching Modality

#### Concurrent

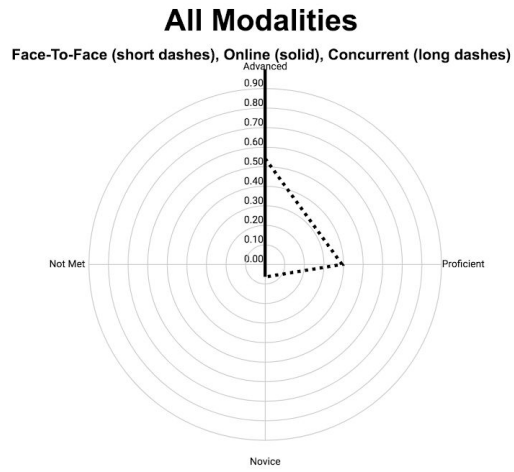
High school students that are enrolled in UA Little Rock Core courses.





## Results

### All Modalities



**END OF REPORT**