

Spring 2018 Core Curriculum Assessment Results

of

Skills 3 - Information Technology

from the

Humanities

Core Curricular Area



For more information about UA Little Rock Core Curriculum Assessment, please visit:
<http://ualr.edu/facultysenate/councils-and-committees-of-the-faculty-senate/council-on-core-curriculum-and-policies/>

Assessed Courses

Data for this report was collected from the following Core courses:

ENGL 2339 Mythology
PHIL 2320 Ethics and Society
ENGL 2337 World Literature
RELS 2305 World Religions

Scoring Rubric

A five-point scoring rubric was used for all data reporting. The table below shows the five levels, the scores assigned to each level, and the general guidelines that Core Area Assessment Committees (CAAC) used to score collected artifacts.

Level	Score	“Assessment of this artifact indicates that the student...”
Advanced	4	“... was successful at ...”
Proficient	3	“... attempted and was usually successful at ...”
Novice	2	“... attempted but was not always successful at ...”
Not Met	1	“... made little attempt at ...”
Absent	0	“... made no attempt at ...”

Data Interpretation Method

The Results presented in this document are reported by Learning Outcome and by Teaching Modality. The arithmetic mean for each level (Advanced, Proficient, Novice, and Not Met) was calculated based on the total number of artifacts that scored at each level divided by the total number of artifacts scored overall, with the number of Absent level artifacts removed from the total.

$$[Level] \text{ Mean} = \frac{\text{Number of } [Level] \text{ Artifacts Scored}}{(\text{Total Artifacts Scored} - \text{Number of Absent Artifacts Scored})}$$

The Results for each Learning Outcome and Teaching Modality are presented in tables, pie charts, and radar charts. Total percentages on tables and pie charts sum to 100%, and total values on radar charts sum to 1.0.

Results

By Teaching Modality

The tables and charts in this section show the number of artifacts scored at each level for each Teaching Modality, regardless of Learning Outcome type. Absent values listed are artifacts that were collected but could not be scored.

Face-to-face

Students were taught in a traditional face-to-face classroom setting.

Level	Number of Artifacts	Percentage
Advanced	3	16.7%
Proficient	5	27.8%
Novice	5	27.8%
Not Met	5	27.8%
Totals	18	100.0%

Absent	27
--------	----

Online

Students were taught in an online teaching setting.

Level	Number of Artifacts	Percentage
Advanced	0	0.0%
Proficient	0	0.0%
Novice	1	11.1%
Not Met	8	88.9%
Totals	9	100.0%

Absent	48
--------	----

Concurrent

High school students that are enrolled in UA Little Rock Core courses.

Level	Number of Artifacts	Percentage
Advanced	0	0.0%
Proficient	2	13.3%
Novice	10	66.7%
Not Met	3	20.0%
Totals	15	

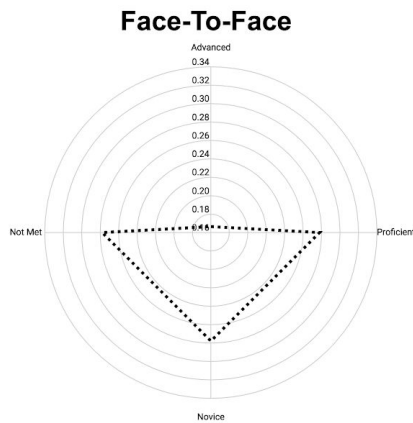
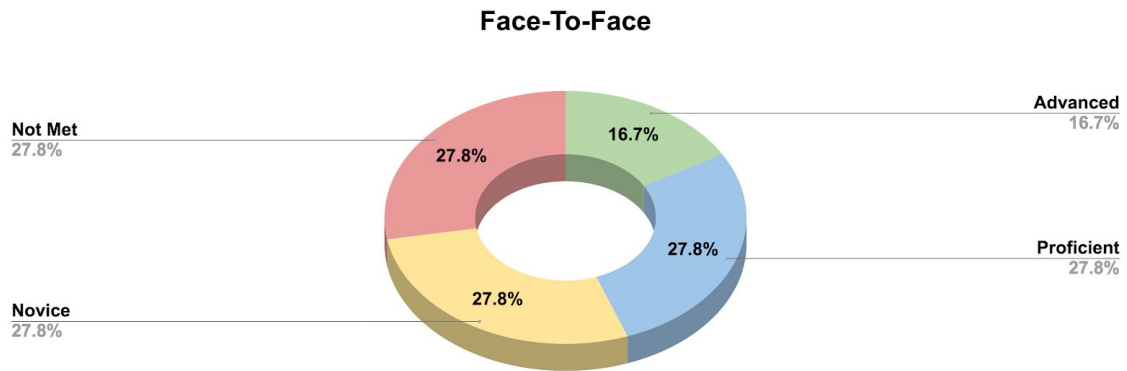
Absent	0
--------	---

Results

By Teaching Modality

Face-to-face

Students were taught in a traditional face-to-face classroom setting.

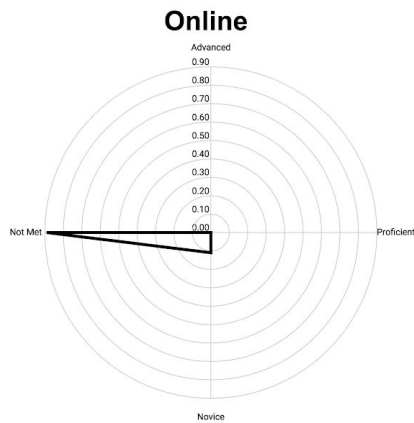
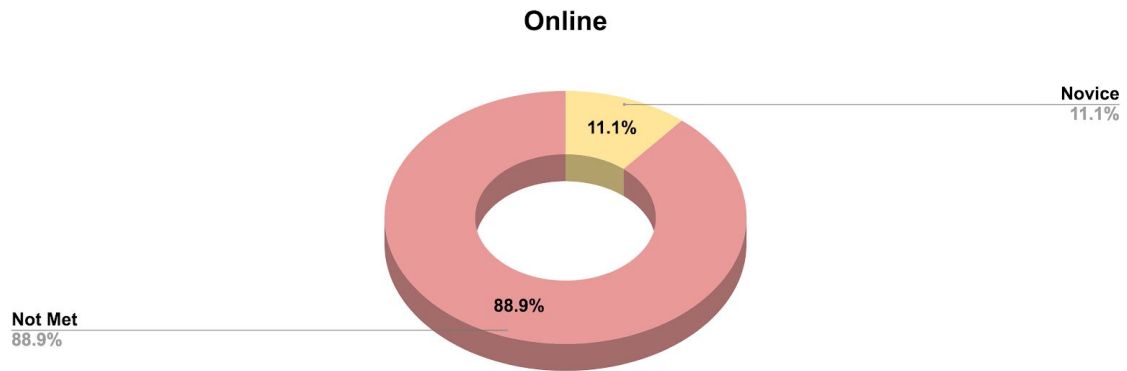


Results

By Teaching Modality

Online

Students were taught in an online teaching setting.

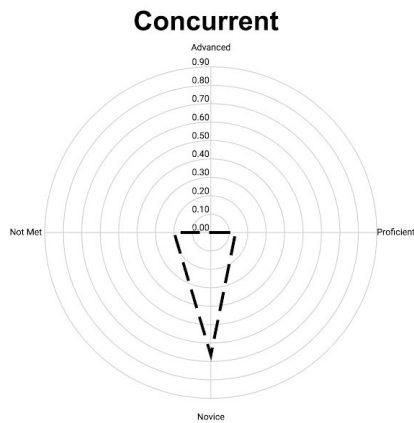
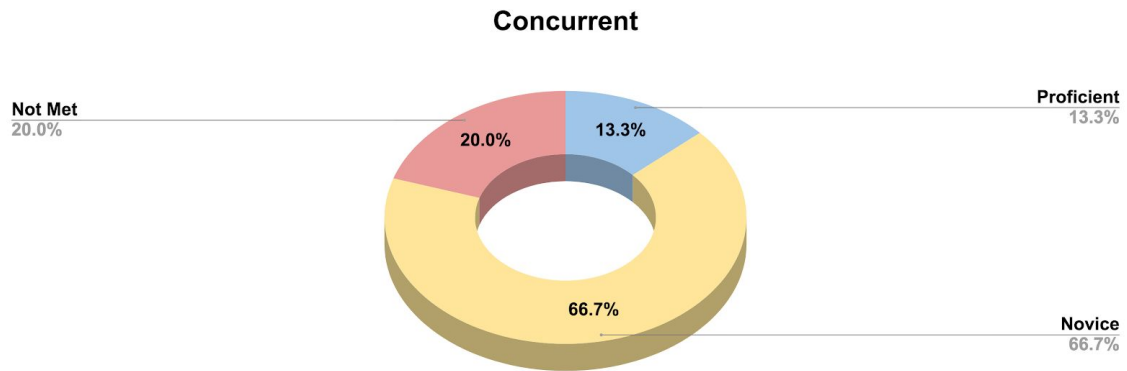


Results

By Teaching Modality

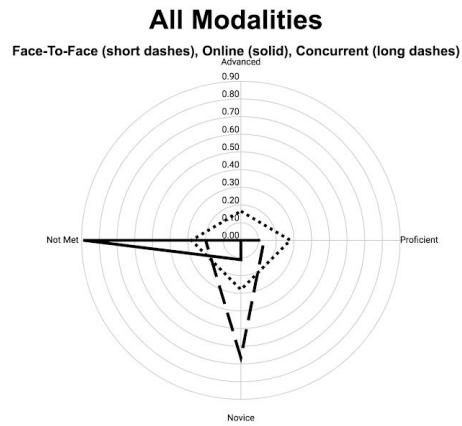
Concurrent

High school students that are enrolled in UA Little Rock Core courses.



Results

All Modalities



END OF REPORT