



# GRADUATE CATALOG

Review manual

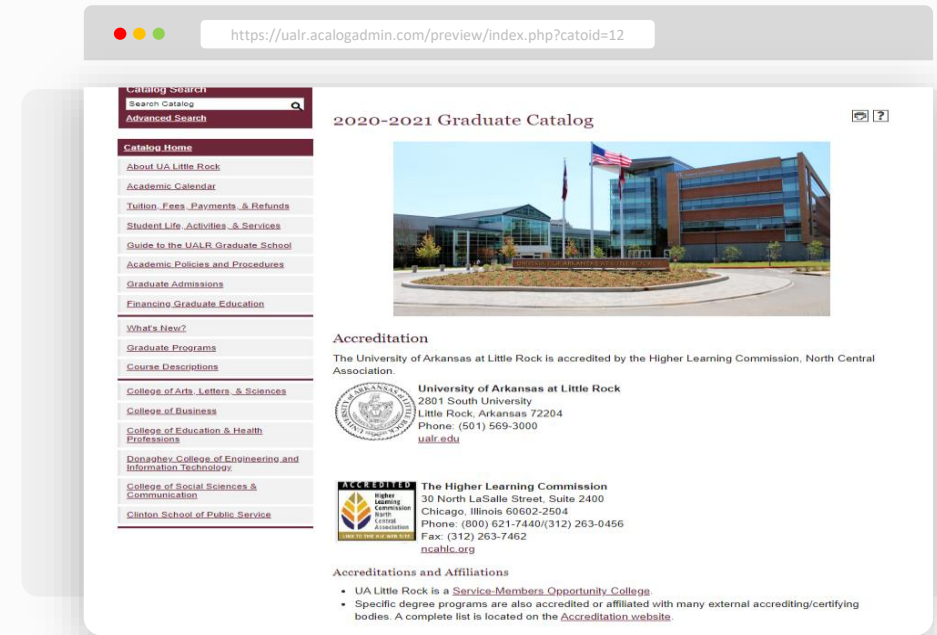


# The Graduate Catalog

The Graduate Catalog is available on the online Digarc Acalog catalog system. Acalog will allow Graduate Coordinators to view the version of the Graduate Catalog that is currently undergoing edits and is not live or published to the public.

To access the catalog that is undergoing edits, you will be required to log in to the Publisher for Acalog on a secure website. Acalogs' Publisher is the administrative side of the Graduate Catalog and will be the main location for Graduate Coordinators to access catalogs that are not published.

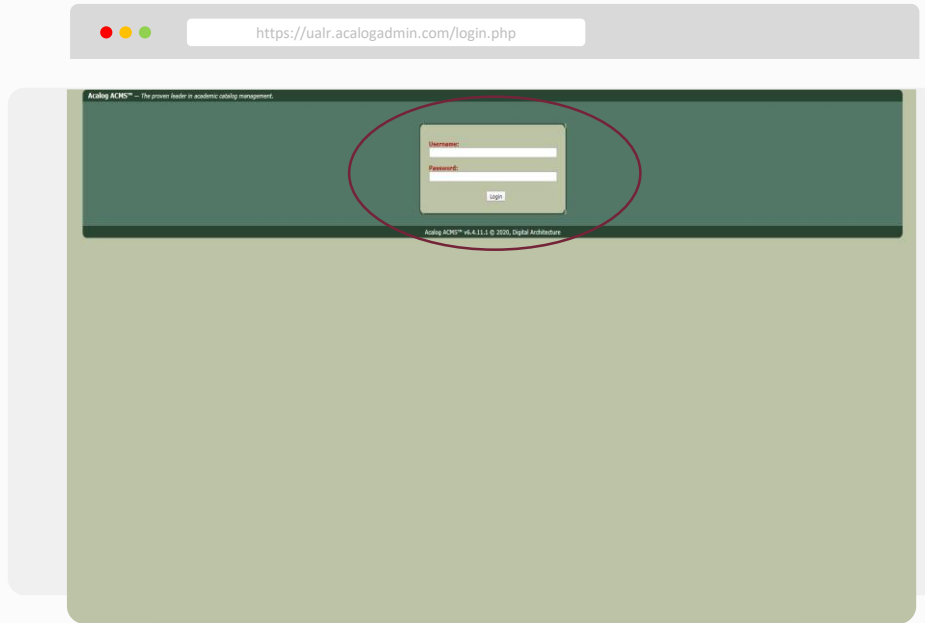
As a best practice, it is recommended, to use Firefox as the browser to log in. Other compatible browsers are Google Chrome, Safari, and Internet Explorer. Please note that Microsoft Edge is not compatible.



## Note

Once you are logged in, the catalog will look like it does when live just as shown above.

## Login to preview the Graduate Catalog that is undergoing edits



### Note

The login screen will appear like this for you to log into the Acalog ACMS Publisher so that you can view the catalog that is being edited.

1

### Click on the button below

Let's Try It

OR

Go to Firefox (or compatible browser of your choice) and in the address bar enter:

<https://ualr.acalogadmin.com/preview/index.php?catoid=6>

2

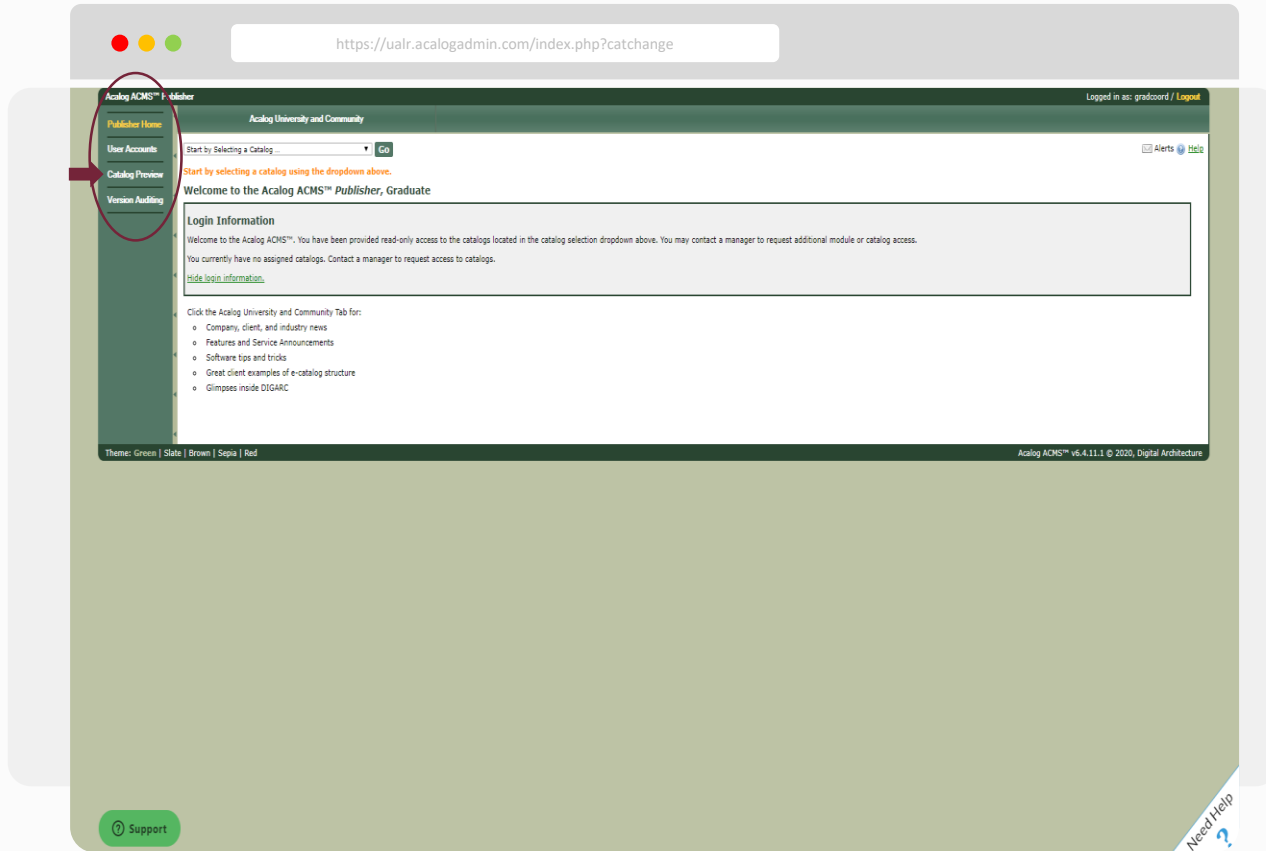
### Enter the following login credentials

**Username:** gradcoord

**Password:** grad123

Then **Login**

Select "Catalog Preview" in the left side menu



## Note

Now you are logged in and on the Acalog ACMS Publisher page. On the left, appears menu options in Publisher. You will be able to access the Publisher's Home and Catalog Preview options in this menu.

3

Click on the "Catalog Preview" option in the left menu.

## Identify the catalog in catalog preview

https://ualr.acalogadmin.com/index.php?catchange

Acalog ACMS™ Publisher

Logged in as: gradcoord / Logout

Publisher Home

User Accounts

Catalog Preview

Version Auditing

Catalog Preview

Choose a catalog below to preview.

Catalog Name	Type	Preview
2019-2020 Graduate Catalog [Published, Locked]	Graduate Catalog	Preview
2020-2021 Graduate Catalog	Graduate Catalog	Preview

Theme: Green | Slate | Brown | Sepia | Red

Acalog ACMS™ v6.4.11.1 © 2020, Digital Architecture

Support

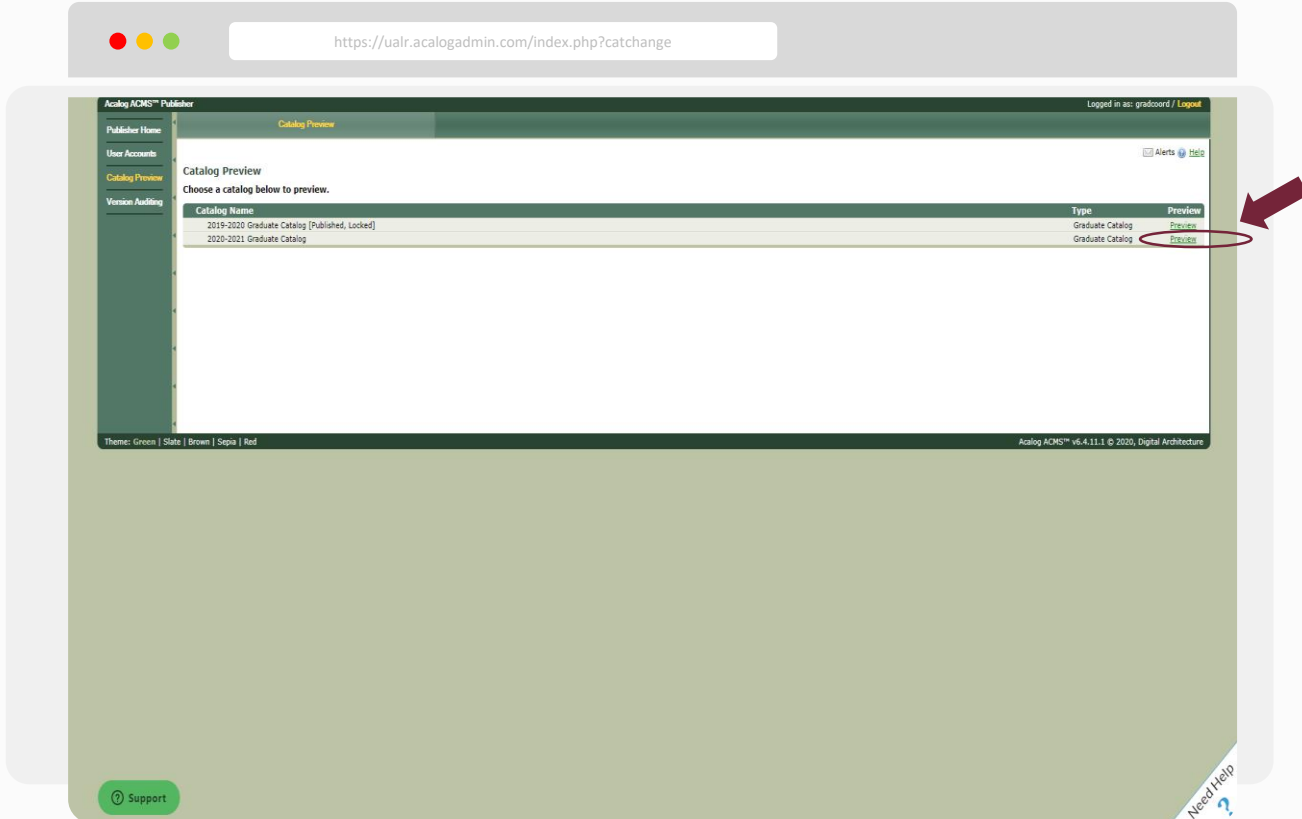
Need Help?

- 4 Identify the most recent Graduate Catalog you intend to review

**Note**

Previous versions of any other catalog that have "Published & Locked" beside their name or have a date in the past cannot be edited.

## Access the catalog in catalog preview



The screenshot shows the Acalog ACMS Publisher interface. The browser address bar displays `https://ualr.acalogadmin.com/index.php?catchange`. The page title is "Acalog ACMS™ Publisher" and the user is logged in as "gradcoord". The main content area is titled "Catalog Preview" and contains the instruction "Choose a catalog below to preview." Below this is a table with the following data:

Catalog Name	Type	Preview
2019-2020 Graduate Catalog [Published, Locked]	Graduate Catalog	Preview
2020-2021 Graduate Catalog	Graduate Catalog	Preview

A red arrow points to the "Preview" button in the second row of the table. The interface also includes a left sidebar with navigation options like "Publisher Home", "User Accounts", "Catalog Preview", and "Version Auditing". At the bottom, there is a "Support" button and a "Need Help?" link.

- 5 Click on preview to view the recent Graduate Catalog you identified.

**Note**  
In this case, your only option is to preview. In the far right, click "Preview".

# Preview the Catalog undergoing edits

https://ualr.acalogadmin.com/preview/index.php?catoid=12

Catalog Search  
Search Catalog  
Advanced Search

**Catalog Home**  
[About UA Little Rock](#)  
[Academic Calendar](#)  
[Tuition, Fees, Payments & Refunds](#)  
[Student Life, Activities & Services](#)  
[Guide to the UALR Graduate School](#)  
[Academic Policies and Procedures](#)  
[Graduate Admissions](#)  
[Financing Graduate Education](#)

[What's New?](#)  
[Graduate Programs](#)  
[Course Descriptions](#)


[College of Arts, Letters & Sciences](#)  
[College of Business](#)  
[College of Education & Health Professions](#)  
[Donaghey College of Engineering and Information Technology](#)  
[College of Social Sciences & Communication](#)  
[Clinton School of Public Service](#)

## 2020-2021 Graduate Catalog

### Accreditation

The University of Arkansas at Little Rock is accredited by the Higher Learning Commission, North Central Association.

 **University of Arkansas at Little Rock**  
2801 South University  
Little Rock, Arkansas 72204  
Phone: (501) 569-3000  
[ualr.edu](http://ualr.edu)

 **ACCREDITED** The Higher Learning Commission  
30 North LaSalle Street, Suite 2400  
Chicago, Illinois 60602-2504  
Phone: (800) 621-7440/(312) 263-0456  
Fax: (312) 263-7462  
[ncahlc.org](http://ncahlc.org)



## Note

The preview of the online catalog will appear in your browser. This preview will appear just like it would if it was published and not in the edit phase.

# Remember!

In the graduate catalog you will see:

## College



College narrative and program listings (some programs are not assigned in the system to any departments in the college, those programs will appear under the college narrative and on the college page, not on a page associated with a department).

## Programs



Programs will have narratives. The departments will not. The departments are listed as headers; the programs are listed as links. Program links can be clicked to access the narrative and catalog information about each program.

## Course listings



Course listings by subject are no longer located in the programs or colleges section. Program course requirements are still listed. Course listings by subject can be located on the left navigation menu option titled "Course Descriptions".



Courses on the Course Descriptions option will pull in alphabetical order. Descriptions can be accessed by clicking the course. Please note that construction on the catalog is different than in catalogs before 2019.

### Core Segment

- [HIST 7311 - Introduction to Public History](#)
- [HIST 7315 - Seminar in Historical Methods](#)
- [HIST 7391 - Seminar in Public History](#)
- [HIST 7398 - Internship](#)
- [HIST 7399 - Thesis Seminar](#)
- [HIST 7699 - Thesis](#)

### History Segment

- [HIST 5303 - The Roman Revolution](#)
- [HIST 5304 - Alexander the Great](#)
- [HIST 5305 - Environmental History](#)
- [HIST 5312 - Medicine, Miracles, and Magic: Early History of Healing in Medieval and Renaissance Europe](#)
- [HIST 5313 - Apocalypse Now and Then: A History of Apocalyptic Thought and Movements](#)
- [HIST 5315 - Religious History of the United States](#)
- [HIST 5318 - Modern Revolutions: From France to China](#)
- [HIST 5327 - Africa in World History](#)

### Curriculum

#### Core Segment

[HIST 7311 - Introduction to Public History](#)

#### HIST 7311 - Introduction to Public History

History, philosophy, purposes of historical agencies; archives; museum organization, operation, cultural resource management; relationship of historians and business community; historians as consultants; professional ethics.

- [HIST 7315 - Seminar in Historical Methods](#)
- [HIST 7391 - Seminar in Public History](#)
- [HIST 7398 - Internship](#)
- [HIST 7399 - Thesis Seminar](#)
- [HIST 7699 - Thesis](#)

#### History Segment

- [HIST 5303 - The Roman Revolution](#)
- [HIST 5304 - Alexander the Great](#)
- [HIST 5305 - Environmental History](#)
- [HIST 5312 - Medicine, Miracles, and Magic: Early History of Healing in Medieval and Renaissance Europe](#)

Anywhere there is a course listed with a line underneath, it is linked to the catalog description.



# How to Submit Edits

- ✓ You can submit edits on an online gravity form by clicking the button below or visiting <https://ualr.edu/gradschool/graduate-catalog-edits/>

Let's Try It

You will need to have available the following information to complete the catalog edit form:

- 1** What type of edit are you submitting?
  - ✓ **Narrative** – description on program update that would not require council's approval.
  - ✓ **Approved by Councils** - if you did a CCF or PCF and had council's approval, you will need to know if all approvals (including required external approvals) were received by March 1st. If not, the edits cannot be processed until the next catalog year open for edit and the edits will need to be resubmitted at that time.
  - ✓ **Typo or spelling corrections**
- 2** The link to the preview page that the edit is located on
- 3** You will need to decide if you want to type in an edit into the form (recommended for short, easy to describe edits) or to upload PDF copy of the edit request.

# Issues with accessing Acalog Publisher, Preview, or Edit Submission

As always, we will try to get a response back to you on any item submitted within **24-48 hours** on normal business days.

In high volume times, such as graduation and peak registration times, that may be a little longer.

Each edit request should populate a confirmation page and an email to the email you listed on the form with all the items submitted on the form.

If you do not get an email confirmation notification of your edit request and/or if you have not been contacted within **24-48 business hours**, please email

**Dana Steele** at [djsteele@ualr.edu](mailto:djsteele@ualr.edu)

A photograph of a modern university building with large glass windows and a brick wall in the foreground. The brick wall has the text 'UNIVERSITY OF ARKANSAS AT LITTLE ROCK' engraved on it. In front of the wall is a row of yellow flowers. The text 'Thank You' is overlaid in white on the image.

Thank You

UNIVERSITY OF ARKANSAS AT LITTLE ROCK