

**Institutional Characteristics 2007-08**

Institution: University of Arkansas at Little Rock (106245)

**Part A - Educational Offerings****1. Which of the following types of instruction/programs are offered by your institution? [Check one or more]**

*If your institution does not offer occupational, academic or continuing professional programs, you are not expected to complete this or any other IPEDS survey.*

- ☒ Occupational, may lead to a certificate, degree, or other formal award
  - ☒ Academic, leading to a certificate, degree, or diploma
  - ☒ Continuing professional (postbaccalaureate only)
  - ☐ Recreational or avocational (leisure) programs
  - ☒ Adult basic or remedial instruction or high school equivalency
  - ☐ Secondary (high school)
-

Institution: University of Arkansas at Little Rock (106245)

**Part A - Mission Statement**

**2. Please enter your institution's mission statement or a web address (URL) where your mission statement can be found.**

**Mission statements provided manually must be limited to 3,000 characters or less. If your mission statement is lengthy but available electronically, please provide the web address in the space provided. The mission statement will be available to the public on the College Opportunities Online Locator (IPEDS COOL) website.**

Mission Statement URL:

http://

Mission Statement

Institution: University of Arkansas at Little Rock (106245)

## Part B - Organization - Control and Level

### 1. What is your institutional control or affiliation?

- ☒ Public - Specify
- |                                    |   |
|------------------------------------|---|
| Primary control                    | Secondary control (if applicable)       |
| <input type="text" value="State"/> | <input type="text" value="Select One"/> |
- ☐ Private for-profit
- ☐ Private not-for-profit independent (no religious affiliation)
- ☐ Private not-for-profit religious affiliation - Specify
- 

### 2. What award levels are offered by your institution? [Check all that apply]

#### Award Level

##### BELOW THE BACCALAUREATE:

- 1 ☐ Postsecondary award, certificate, or diploma of less than one academic year
- less than 900 contact or clock hours, or
  - less than 30 semester or trimester credit hours, or
  - less than 45 quarter credit hours
- 2 ☐ Postsecondary award, certificate, or diploma of at least one but less than two academic years
- at least 900 but less than 1800 contact or clock hours, or
  - at least 30 but less than 60 semester or trimester credit hours, or
  - at least 45 but less than 90 quarter credit hours
- 3 ☒ Associate's degree
- 4 ☐ Postsecondary award, certificate, or diploma of at least two but less than four academic years
- 1800 or more contact or clock hours, or
  - 60 or more semester or trimester credit hours, or
  - 90 or more quarter credit hours

##### BACCALAUREATE AND ABOVE:

- 5 ☒ Bachelor's degree or equivalent
- 6 ☒ Postbaccalaureate certificate
- 7 ☒ Master's degree
- 8 ☒ Post-master's certificate
- 9 ☒ Doctor's degree
- 10 ☒ First-professional degree
- 11 ☐ First-professional certificate (Post-degree)
- 12 ☐ Other; please specify in the Caveats box

#### CAVEATS

Institution: University of Arkansas at Little Rock (106245)

**Part B - Organization - Calendar System**

***Your response to the next question determines how your institution reports Graduation Rates data in the Spring and how you report student charges in Part D of this survey.***

*If your calendar system is different from prior year or requires a change, please contact the Help Desk at 1-877-225-2568.*

**3. What is the predominant calendar system at the institution? [Choose one]**

**Standard academic terms**

*Checking one of these systems determines that your institution will provide Graduation Rates data based on a FALL COHORT and student charges based on a FULL ACADEMIC YEAR*

- ☒ Semester
- ☐ Quarter
- ☐ Trimester
- ☐ 4-1-4 or similar plan
- ☐ Other academic calendar

**Other calendar system**

*Checking one of the following determines that your institution will provide Graduation Rates data based on a FULL YEAR COHORT and student charges data will be requested by PROGRAM.*

- ☐ Differs by program
  - ☐ Continuous basis (every 2 weeks, monthly, or other period)
-

Institution: University of Arkansas at Little Rock (106245)

## Part B - Organization - Student Enrollment

### 4. Does your institution enroll any of the following types of students?

*Include all levels that your institution offers, even if there are no students currently enrolled at that level.*

The answers to these questions determine which screens will be generated for reporting academic year tuition charges, and for reporting Fall Enrollment during the Winter and Spring collections. Additionally, checking **Yes** for full-time, first-time, degree/certificate-seeking undergraduate students determines that your institution must report pricing information for these students (on the IC survey) and Student Financial Aid information in the Spring collection. The reported full- and part-time 2006 Fall Enrollment counts are provided for your reference.

		Full-time		FT PY Enroll- ment		Part-time		PT PY Enroll- ment
<u>Undergraduate</u> (academic or occupational programs)	<input type="radio"/> No <input checked="" type="radio"/> Yes			5,763	<input type="radio"/> No <input checked="" type="radio"/> Yes			3,562
<u>First-time, degree/certificate-seeking undergraduate</u>	<input type="radio"/> No <input checked="" type="radio"/> Yes			605	<input type="radio"/> No <input checked="" type="radio"/> Yes			58
<u>Graduate</u>	<input type="radio"/> No <input checked="" type="radio"/> Yes			672	<input type="radio"/> No <input checked="" type="radio"/> Yes			1,462
<u>First-professional</u>	<input type="radio"/> No <input checked="" type="radio"/> Yes			432	<input type="radio"/> No <input checked="" type="radio"/> Yes			14

### Estimated 2007 Fall Enrollment

Please provide an early estimate of your institution's fall enrollment for all levels offered at your institution as indicated above for full- and part-time students. Estimates should be based on the definitions used in the IPEDS Enrollment component submitted in the Winter or Spring collection. These data will NOT appear in IPEDS COOL (College Opportunities Online Locator), but will be made available in the IPEDS Peer Analysis System.

	Full-time	Part-time	Total
<u>Undergraduate</u> (academic or occupational programs)	5,577	3,935	9,512
<u>Number of undergraduates, those who are first-time, degree/certificate-seeking students</u>	909	87	996
<u>Graduate</u>	716	1,504	2,220
<u>First-Professional</u>	425	20	445

### 5. For academic year 2001-02, did your institution have any full-time first-time degree/certificate-seeking students enrolled in programs at the baccalaureate level or below?

If you answer **Yes** to this question, you will be required to provide Graduation Rates data for 2001-02 in the Spring collection. If you answer **No** to this question, please indicate the reason you are not required to report Graduation Rates for the cohort year requested. If you reported any full-time, first-time degree/certificate-seeking undergraduates on the 2001-02 Enrollment survey, the data will be preloaded below.

- ☐ No
- ☐ This institution did not enroll full-time, first-time (undergraduate) students.
  - ☐ This institution did not offer programs at or below the baccalaureate level.
  - ☐ This institution was not in operation in 2001-02
- ☒ Yes

Cohort from 2001-02 Enrollment of full-time, first-time degree/certificate-seeking students (GRS Cohort)

710

### 6. System, Governing Board or Corporate Structure (please see instructions for reporting System or Corporate data.)

If your institution is a part of a system, select yes and enter name of system. If you need assistance, contact the Help Desk at 1-877-225-2568. You will not be able to lock your submission if this question is blank.

- ☐ This institution is NOT a part of a system or corporate entity.



This institution is a part of a system or corporate entity.

Specify name of the system or corporate entity.

University of Arkansas System

---

Institution: University of Arkansas at Little Rock (106245)

**Part C - Admission Requirements and Services - Open Admission**

**1. Does your institution have an open admission policy for all or most entering first-time degree/certificate-seeking undergraduate-level students?**

*If you answer **No** to this question you will be expected to answer additional questions (C2, C3, and C4) on your admissions procedures.*

- ☒ Yes
- ☐ No

**CAVEATS**

---

Institution: University of Arkansas at Little Rock (106245)

**Part C - Admission Requirements and Services - Special Learning Opportunities**

**5. Does your institution accept any of the following? [Check all that apply]**

- ☒ Dual credit (college credit earned while in high school)
- ☐ Credit for life experiences
- ☒ Advanced placement (AP) credits
- ☐ None of the above

**6. What types of special learning opportunities are offered by your institution? [Check all that apply]**

- ☒ Distance learning opportunities (e-learning)
  - ☒ ROTC
    - ☒ Army ☐ Navy ☐ Air Force
  - ☒ Study abroad
  - ☒ Weekend/evening college
  - ☒ Teacher certification (below the postsecondary level)
    - ☒ Students can complete their preparation in certain areas of specialization
    - ☐ Students must complete their preparation at another institution for certain areas of specialization
    - ☒ This institution is approved by the state for the initial certification or licensure of teachers
  - ☐ None of the above
-

Institution: University of Arkansas at Little Rock (106245)

**Part C - Admission Requirements and Services - Student Services**

7. If your institution grants a bachelor's degree or higher but does not offer a full 4-year program of study at the undergraduate level, how many years of completed college-level work are required for entrance?

Number of years

Select One

8. Which of the following selected students services are offered by your institution? [Check all that apply]

- ☒ Remedial services
- ☒ Academic/career counseling services
- ☒ Employment services for current students
- ☒ Placement services for program completers
- ☐ On-campus day care for children of students
- ☐ None of the above

9. Does your institution have its own library or are you financially supporting a shared library with another postsecondary education institution?

- ☒ Have our own library
  - ☐ Do not have our own library but contribute financial support to a shared library
  - ☐ Neither of the above
-

Institution: University of Arkansas at Little Rock (106245)

**Part D - Student Charges Questions**

**3. Are all full-time, first-time degree/certificate-seeking students required to live on campus or in institutionally-controlled housing?**

*If you answer **Yes** to this question, you will not be asked to report off-campus room and board in the price of attendance (D13).*

- ☒ No  
☐ Yes

**4. Does your institution charge different tuition for in-district, in-state, or out-of-state students?**

*If you answer **Yes** to this question, you will be expected to report tuition amounts for in-district, in-state, and out-of-state students.*

- ☐ No  
☒ Yes

**5. Does your institution offer institutionally-controlled housing (either on or off campus)?**

*If you answer **Yes** to this question, you will be expected to specify a housing capacity, and to report a room charge or a combined room and board charge (D12 and D13).*

- ☐ No  
☒ Yes

Specify housing capacity for academic year 2007-08

649

**6. Do you offer board or meal plans to your students?**

*If you answer **Yes** to this question, you will be expected to report a board charge or combined room and board charge (D12 and D13).*

- ☐ No  
☐ Yes - Number of meals per week in the maximum meal plan offered

- ☒ Yes - Number of meals per week can vary (for example, student receives a meal card and charges meals against the card)
-







Institution: University of Arkansas at Little Rock (106245)

**Part D - Undergraduate Student Charges**

If your institution charges an application fee for admission, indicate the amount.

	Amount	Prior year
<u>Undergraduate application fee</u>	<input type="text"/>	

**7. Charges to full-time undergraduate students for the full academic year 2007-08**

	<u>In-district</u>	Prior year	<u>In-state</u>	Prior year	<u>Out-of-state</u>	Prior year
All full-time <u>undergraduates</u>						
Average <u>tuition</u>	 <input type="text" value="4,612"/>	3,552	 <input type="text" value="4,612"/>	3,552	 <input type="text" value="12,105"/>	9,324
<u>Required fees</u>	 <input type="text" value="1,112"/>	337	 <input type="text" value="1,112"/>	337	 <input type="text" value="1,112"/>	337

**8. Per credit hour charge for part-time undergraduate students**

	<u>In-district</u>	Prior year	<u>In-state</u>	Prior year	<u>Out-of-state</u>	Prior year
<u>Per credit hour charge</u>	<input type="text" value="154"/>	148	<input type="text" value="154"/>	148	<input type="text" value="404"/>	388

---

Institution: University of Arkansas at Little Rock (106245)

**Part D - Graduate Student Charges**

If your institution charges an application fee for admission, indicate the amount.

Amount Prior year

Graduate application fee**9. Charges to full-time graduate students for the full academic year 2007-08**

	<u>In-district</u>	Prior year	<u>In-state</u>	Prior year	<u>Out-of-state</u>	Prior year
Average tuition	<input type="text" value="5,184"/>	4,992	<input type="text" value="5,184"/>	4,992	<input type="text" value="11,400"/>	10,968
Required fees	<input type="text" value="890"/>	0	<input type="text" value="890"/>	0	<input type="text" value="890"/>	0

**10. Per credit hour charge for part-time graduate students**

	<u>In-district</u>	Prior year	<u>In-state</u>	Prior year	<u>Out-of-state</u>	Prior year
Per credit hour charge	<input type="text" value="216"/>	208	<input type="text" value="216"/>	208	<input type="text" value="475"/>	457

---

Institution: University of Arkansas at Little Rock (106245)

**Part D - First Professional Student Charges**

If your institution charges an application fee for admission, indicate the amount.

Amount

Prior year

First-professional application fee**11. List the typical tuition and required fees for a full-time first-professional student for the full academic year 2007-08****DO NOT include room and board charges**First-professional student**In-state****Prior year****Out-of-state****Prior year****1. Chiropractic (D.C. or D.C.M.):**Tuition amountRequired fees**2. Dentistry (D.D.S. or D.M.D.):**Tuition amountRequired fees**3. Medicine (M.D.):**Tuition amountRequired fees**4. Optometry (O.D.):**Tuition amountRequired fees**5. Osteopathic Medicine (D.O.):**Tuition amountRequired fees**6. Pharmacy (Pharm.D.):**Tuition amountRequired fees**7. Podiatry (Pod.D., D.P., or D.P.M.):**Tuition amountRequired fees**8. Veterinary Medicine (D.V.M.):**Tuition amountRequired fees**9. Law (L.L.B. or J.D.):**Tuition amount

7,159

**8,610**

15,418

**18,540**Required fees

999

**1,568**

999

**1,568****10. Theology (M. Div., M.H.L., B.D., or Ordination):**Tuition amountRequired fees**11. Other:**Tuition amountRequired fees

Institution: University of Arkansas at Little Rock (106245)

**Part D - Student Charges - Room and Board**

**12. What are the typical room and board charges for a student for the full academic year 2007-08?**

*If your institution offers room or board at no charge to students, enter zero.*

<u>Room</u> and <u>board</u> charges	Amount	Prior year
Room charge (Double occupancy)	NA	
Board charge (Maximum plan)	NA	
Combined room and board charge (Answer only if you CANNOT separate room and board charges.)	3,198	2,950



---

Institution: University of Arkansas at Little Rock (106245)

**Part D - Student Charges - Price of Attendance**

**13. Price of attendance for full-time, first-time undergraduate students:**

Please enter the amounts requested below. These data will be made available to the public on the IPEDS COOL (College Opportunities Online Locator) Web site. Data for prior years may be corrected. If your institution participates in any Title IV programs (Pell, Stafford, etc.), you must complete all information for the current year. Leave items that do not apply blank and the system will fill in as "not applicable" or indicate that more information is needed. Estimates of expenses for books and supplies, room and board, and other expenses are those **from the Cost of Attendance report** used by your financial aid office for determining financial need.

Charges for full academic year	2005-06	2006-07	2007-08
<b>Published <u>tuition</u> and <u>required fees</u>:</b>			
<u>In-district</u>	5,243	5,511	5,725
<u>In-state</u>	5,243	5,511	5,725
<u>Out-of-state</u>	12,113	12,726	13,217
<u>Books and supplies</u>	750	750	 1,000
<b>On campus:</b>			
<u>Room and board</u>	2,950	3,100	3,198
<u>Other expenses</u>	7,050	7,050	 10,962
<b>Off campus (not with family):</b>			
<u>Room and board</u>	9,000	9,000	9,540
<u>Other expenses</u>	5,350	5,350	5,671
<b>Off campus (with family):</b>			
<u>Other expenses</u>	5,350	5,350	5,671

**Caveat (will be posted on the IPEDS College Opportunities Online Locator website)**

Institution: University of Arkansas at Little Rock (106245)

**Part E - Additional Information - Athletic Association**

**1. Is this institution a member of a national athletic association?**

☐

No

☒

Yes - Check all that apply

☒

National Collegiate Athletic Association (NCAA)

☐

National Association of Intercollegiate Athletics (NAIA)

☐

National Junior College Athletic Association (NJCAA)

☐

United States Collegiate Athletic Association (USCAA)

☐

National Christian College Athletic Association (NCCAA)

☐

Other

**2. If this institution is a member of the NCAA or NAIA, specify the conference FOR EACH SPORT using the droplist.**

Sport	NCAA or NAIA member		Conference
Football	<input checked="" type="radio"/> No	<input type="radio"/> Yes-Specify	Select One
Basketball	<input type="radio"/> No	<input checked="" type="radio"/> Yes-Specify	Sun Belt Conference
Baseball	<input type="radio"/> No	<input checked="" type="radio"/> Yes-Specify	Sun Belt Conference
Cross country and/or track	<input type="radio"/> No	<input checked="" type="radio"/> Yes-Specify	Sun Belt Conference

---