

Institution: University of Arkansas at Little Rock (106245) User ID: P1062451

Completions Overview

Welcome to the IPEDS Completions survey component. The Completions component is one of several IPEDS components that is conducted during the Fall data collection period. It collects the number of degrees and certificates awarded by field of study, level of award, race/ethnicity, and gender. The reporting period for the Completions component is during the 12-month time period beginning July 1 of the previous calendar year and ending June 30 of the current calendar year; therefore, for this year's Completions component, the reporting period is between July 1, 2012 and June 30, 2013. The Completions component is also collecting the number of students (e.g., completers) who earned awards between July 1, 2012 and June 30, 2013.

Completions Common Errors

Some common completions component errors include the following:

- Including award levels on your current year Completions that were not reported on your previous year's (PY) Institutional Characteristics (IC). [Award levels in the PY IC component cannot be changed; therefore, contact the IPEDS Help Desk at 1-877-225-2568 if you need assistance.]
- Forgetting to select CIP codes for new programs of study that are offered by the institution, but do not have completions for the reporting period.
- Forgetting to enter in zero in at least one of the cells for CIP codes that do not have completions.

Recent Changes

- The following question on **distance education** has been added to the bottom of each individual "CIP Data" screen:
"Is this program offered as a distance education program?"
- The following two screens, which collect data specifically on students were added to this component, beginning in the 2012-13 survey year:
 - **"All Completers"** - Collects the number of students who earned an award between July 1, 2012 and June 30, 2013 by gender and race/ethnicity. (The intent of this screen is to collect an **unduplicated count** of total numbers of completers.)
 - **"Completers by Level"** - Collects the number of students who earned an award between July 1, 2012 and June 30, 2013 by award level and 1) by gender; 2) by race/ethnicity; and 3) by age.

General Information

CIP Codes:

The [CIP 2010 Website](#) includes a list of new CIP codes, a list of deleted CIP codes, a list of moved CIP Codes, and an online crosswalk of the 2000 CIP and 2010 CIP.

The Resources Page of the CIP 2010 website contains many valuable resources including:

- CIP 2010 Manual and copies of previous editions of the CIP Manual
- Crosswalk between the 2000 CIP codes and the 2010 CIP codes in Excel format

Keep in mind that some information provided by institutions on the Completions component appear in the [College Navigator](#), which is a major tool used by consumers searching for information about postsecondary education. It is therefore vitally important that you include accurate information about your institution.

Survey materials can be downloaded using the following link: [Survey Materials](#).

Completions CIP Data

CIPCODE	Award Level	Major	Gender	Non Resident Alien	Hispanic / Latino	American Indian or Alaska Native	Asian	Black or African American	Native Hawaiian or Other Pacific Islander	White	Two or more Races	Race/ ethnicity unknown	Total	distance education program
09.0101 Speech Communication and Rhetoric	5 - Bachelor's degree	1	Men	0	1	0	0	0	0	3	0	0	4	
			Women	0	0	0	0	2	0	4	1	0	7	
			Total	0	1	0	0	2	0	7	1	0	11	Yes
09.0199 Communication and Media Studies, Other	1 - Awards of less than 1 academic year	1	Men	0	0	0	0	0	0	0	0	0	0	
			Women	0	0	0	0	0	0	0	0	0	0	
			Total	0	0	0	0	0	0	0	0	0	0	No
09.0401 Journalism	5 - Bachelor's degree	1	Men	0	2	0	0	3	0	11	0	0	16	
			Women	0	0	0	0	4	0	9	1	0	14	
			Total	0	2	0	0	7	0	20	1	0	30	No
09.0401 Journalism	7 - Master's degree	1	Men	0	0	0	0	0	0	1	0	0	1	
			Women	1	0	0	0	1	0	3	1	1	7	
			Total	1	0	0	0	1	0	4	1	1	8	Yes
09.0499 Journalism, Other	1 - Awards of less than 1 academic year	1	Men	0	0	0	0	0	0	0	0	0	0	
			Women	0	0	0	0	0	0	0	0	0	0	
			Total	0	0	0	0	0	0	0	0	0	0	No
09.0499 Journalism, Other	6 - Postbaccalaureate certificates	1	Men	0	0	0	0	0	0	0	0	0	0	
			Women	0	0	0	0	0	0	0	0	0	0	
			Total	0	0	0	0	0	0	0	0	0	0	No
09.0701 Radio and Television	5 - Bachelor's degree	1	Men	0	0	0	0	0	0	3	0	0	3	
			Women	0	0	0	0	0	0	0	0	0	0	
			Total	0	0	0	0	0	0	3	0	0	3	No
09.0903 Advertising	5 - Bachelor's degree	1	Men	0	0	0	0	0	0	0	0	0	0	
			Women	0	0	0	0	0	0	0	0	0	0	
			Total	0	0	0	0	0	0	0	0	0	0	No
09.9999 Communication, Journalism, and Related Programs, Other	7 - Master's degree	1	Men	0	0	0	0	0	0	0	0	0	0	
			Women	0	0	0	0	0	0	3	0	0	3	
			Total	0	0	0	0	0	0	3	0	0	3	No
11.0101 Computer and Information Sciences, General	5 - Bachelor's degree	1	Men	2	3	0	1	0	0	13	0	0	19	
			Women	0	0	0	0	0	0	1	0	0	1	
			Total	2	3	0	1	0	0	14	0	0	20	No
11.0101 Computer and Information Sciences, General	7 - Master's degree	1	Men	0	0	0	0	0	0	1	0	0	1	
			Women	3	0	0	0	0	0	0	0	0	3	
			Total	3	0	0	0	0	0	1	0	0	4	No
11.0199 Computer and Information Sciences, Other	6 - Postbaccalaureate certificates	1	Men	0	0	0	0	0	0	5	0	0	5	
			Women	0	0	0	0	1	0	1	0	0	2	
			Total	0	0	0	0	1	0	6	0	0	7	Yes
11.0199 Computer and Information Sciences, Other	7 - Master's degree	1	Men	3	0	0	0	0	0	3	0	0	6	
			Women	2	0	0	0	1	0	2	0	0	5	
			Total	5	0	0	0	1	0	5	0	0	11	Yes
11.0201 Computer Programming/Programmer, General	3 - Associate's degree	1	Men	0	0	0	0	0	0	0	0	0	0	
			Women	0	0	0	0	0	0	0	0	0	0	
			Total	0	0	0	0	0	0	0	0	0	0	No
11.0201		1	Men	3	0	0	0	0	0	2	0	0	5	

CIPCODE	Award Level	Major	Gender	Non Resident Alien	Hispanic / Latino	American Indian or Alaska Native	Asian	Black or African American	Native Hawaiian or Other Pacific Islander	White	Two or more Races	Race/ ethnicity unknown	Total	distance education program
Computer Programming/Programmer, General	17 - Doctor's degree - research / scholarship		Women	0	0	0	0	0	0	0	0	0	0	
			Total	3	0	0	0	0	0	2	0	0	5	No
11.0401 Information Science/Studies	5 - Bachelor's degree	1	Men	0	0	0	1	2	0	6	0	0	9	
			Women	0	0	0	0	1	0	5	0	0	6	
			Total	0	0	0	1	3	0	11	0	0	15	No
13.0301 Curriculum and Instruction	7 - Master's degree	1	Men	0	0	0	0	1	0	0	0	0	1	
			Women	0	0	0	0	0	0	6	1	0	7	
			Total	0	0	0	0	1	0	6	1	0	8	No
13.0401 Educational Leadership and Administration, General	7 - Master's degree	1	Men	0	0	0	0	1	0	1	0	0	2	
			Women	0	0	0	0	1	0	2	0	0	3	
			Total	0	0	0	0	2	0	3	0	0	5	No
13.0401 Educational Leadership and Administration, General	8 - Post-Master's certificates	1	Men	0	0	0	0	1	0	1	0	0	2	
			Women	0	0	0	0	0	0	2	0	0	2	
			Total	0	0	0	0	1	0	3	0	0	4	No
13.0401 Educational Leadership and Administration, General	17 - Doctor's degree - research / scholarship	1	Men	0	0	0	0	0	0	2	0	0	2	
			Women	0	0	0	0	2	0	3	0	0	5	
			Total	0	0	0	0	2	0	5	0	0	7	No
13.0406 Higher Education/Higher Education Administration	7 - Master's degree	1	Men	0	0	0	0	5	0	2	0	0	7	
			Women	0	0	0	0	3	0	2	0	0	5	
			Total	0	0	0	0	8	0	4	0	0	12	No
13.0406 Higher Education/Higher Education Administration	17 - Doctor's degree - research / scholarship	1	Men	0	0	0	0	0	0	4	0	0	4	
			Women	0	0	0	0	0	0	1	0	0	1	
			Total	0	0	0	0	0	0	5	0	0	5	No
13.0501 Educational/Instructional Technology	7 - Master's degree	1	Men	0	0	0	0	1	0	2	0	0	3	
			Women	0	0	0	0	1	0	9	0	2	12	
			Total	0	0	0	0	2	0	11	0	2	15	No
13.1001 Special Education and Teaching, General	7 - Master's degree	1	Men	0	0	0	0	0	0	0	0	0	0	
			Women	0	0	0	0	2	0	11	0	0	13	
			Total	0	0	0	0	2	0	11	0	0	13	No
13.1004 Education/Teaching of the Gifted and Talented	6 - Postbaccalaureate certificates	1	Men	0	0	0	0	0	0	0	0	0	0	
			Women	0	0	0	0	0	0	3	0	0	3	
			Total	0	0	0	0	0	0	3	0	0	3	No
13.1004 Education/Teaching of the Gifted and Talented	7 - Master's degree	1	Men	0	0	0	0	0	0	1	0	0	1	
			Women	0	0	0	0	3	0	2	0	0	5	
			Total	0	0	0	0	3	0	3	0	0	6	No
13.1101 Counselor Education/School Counseling and Guidance Services	7 - Master's degree	1	Men	1	0	0	0	0	0	0	0	0	1	
			Women	0	0	0	0	8	0	13	1	0	22	
			Total	1	0	0	0	8	0	13	1	0	23	No
13.1201 Adult and Continuing Education and Teaching	7 - Master's degree	1	Men	0	0	0	0	1	0	0	0	0	1	
			Women	0	0	0	0	6	0	6	1	1	14	
			Total	0	0	0	0	7	0	6	1	1	15	No

CIPCODE	Award Level	Major	Gender	Non Resident Alien	Hispanic / Latino	American Indian or Alaska Native	Asian	Black or African American	Native Hawaiian or Other Pacific Islander	White	Two or more Races	Race/ ethnicity unknown	Total	distance education program
13.1203 Junior High/Intermediate/Middle School Education and Teaching	5 - Bachelor's degree	1	Men	0	0	0	0	0	0	1	0	0	1	
			Women	0	0	0	0	0	0	5	0	0	5	
			Total	0	0	0	0	0	0	6	0	0	6	No
13.1203 Junior High/Intermediate/Middle School Education and Teaching	7 - Master's degree	1	Men	0	0	0	0	1	0	3	0	1	5	
			Women	0	0	0	0	2	0	4	1	0	7	
			Total	0	0	0	0	3	0	7	1	1	12	No
13.1205 Secondary Education and Teaching	6 - Postbaccalaureate certificates	1	Men	0	0	0	0	0	0	0	0	0	0	
			Women	0	0	0	0	0	0	0	0	0	0	
			Total	0	0	0	0	0	0	0	0	0	0	No
13.1205 Secondary Education and Teaching	7 - Master's degree	1	Men	0	0	0	0	2	0	6	1	0	9	
			Women	0	1	0	0	2	0	24	1	1	29	
			Total	0	1	0	0	4	0	30	2	1	38	No
13.1210 Early Childhood Education and Teaching	5 - Bachelor's degree	1	Men	0	0	0	0	1	0	1	1	0	3	
			Women	0	0	0	0	3	0	35	0	0	38	
			Total	0	0	0	0	4	0	36	1	0	41	No
13.1210 Early Childhood Education and Teaching	7 - Master's degree	1	Men	0	0	0	0	0	0	0	0	0	0	
			Women	0	0	0	0	3	0	18	0	1	22	
			Total	0	0	0	0	3	0	18	0	1	22	No
13.1315 Reading Teacher Education	6 - Postbaccalaureate certificates	1	Men	0	0	0	0	0	0	0	0	0	0	
			Women	0	0	0	0	0	0	4	0	0	4	
			Total	0	0	0	0	0	0	4	0	0	4	No
13.1315 Reading Teacher Education	7 - Master's degree	1	Men	0	0	0	0	0	0	0	0	0	0	
			Women	0	0	1	0	3	0	3	0	0	7	
			Total	0	0	1	0	3	0	3	0	0	7	Yes
13.1315 Reading Teacher Education	8 - Post-Master's certificates	1	Men	0	0	0	0	0	0	0	0	0	0	
			Women	0	0	0	0	1	0	7	0	0	8	
			Total	0	0	0	0	1	0	7	0	0	8	No
13.1315 Reading Teacher Education	17 - Doctor's degree - research / scholarship	1	Men	0	0	0	0	0	0	0	0	0	0	
			Women	0	0	0	0	0	0	0	0	0	0	
			Total	0	0	0	0	0	0	0	0	0	0	No
13.1318 Social Studies Teacher Education	6 - Postbaccalaureate certificates	1	Men	0	0	0	0	0	0	0	0	0	0	
			Women	0	0	0	0	0	0	0	0	0	0	
			Total	0	0	0	0	0	0	0	0	0	0	No
13.1401 Teaching English as a Second or Foreign Language/ESL Language Instructor	7 - Master's degree	1	Men	0	0	0	0	0	0	0	0	0	0	
			Women	0	1	0	0	0	0	1	0	0	2	
			Total	0	1	0	0	0	0	1	0	0	2	No
14.0101 Engineering, General	17 - Doctor's degree - research / scholarship	1	Men	1	0	0	0	0	0	0	0	0	1	
			Women	0	0	0	0	0	0	0	0	0	0	
			Total	1	0	0	0	0	0	0	0	0	1	No
14.2701 Systems Engineering	5 - Bachelor's degree	1	Men	9	0	0	1	2	0	15	1	0	28	
			Women	1	0	0	0	0	0	3	0	0	4	

CIPCODE	Award Level	Major	Gender	Non Resident Alien	Hispanic / Latino	American Indian or Alaska Native	Asian	Black or African American	Native Hawaiian or Other Pacific Islander	White	Two or more Races	Race/ ethnicity unknown	Total	distance education program
Sign Language Interpretation and Translation			Total	0	2	0	0	2	0	5	0	1	10	No
16.1603 Sign Language Interpretation and Translation	5 - Bachelor's degree	1	Men	0	0	0	0	0	0	0	0	0	0	
			Women	0	0	0	0	3	0	13	2	0	18	
			Total	0	0	0	0	3	0	13	2	0	18	Yes
22.0101 Law	18 - Doctor's degree - professional practice	1	Men	1	7	0	4	6	0	60	3	2	83	
			Women	0	2	2	0	9	0	43	1	1	58	
			Total	1	9	2	4	15	0	103	4	3	141	No
23.0101 English Language and Literature, General	5 - Bachelor's degree	1	Men	0	1	0	0	0	0	12	0	0	13	
			Women	0	0	0	0	10	0	25	0	1	36	
			Total	0	1	0	0	10	0	37	0	1	49	No
23.1303 Professional, Technical, Business, and Scientific Writing	5 - Bachelor's degree	1	Men	0	0	0	0	2	1	1	1	0	5	
			Women	0	0	0	0	3	0	2	1	0	6	
			Total	0	0	0	0	5	1	3	2	0	11	No
23.1303 Professional, Technical, Business, and Scientific Writing	7 - Master's degree	1	Men	0	0	0	0	0	0	5	0	0	5	
			Women	0	0	0	0	2	0	15	0	0	17	
			Total	0	0	0	0	2	0	20	0	0	22	No
24.0101 Liberal Arts and Sciences/Liberal Studies	5 - Bachelor's degree	1	Men	0	0	0	1	4	0	13	0	0	18	
			Women	0	0	0	0	9	0	37	2	2	50	
			Total	0	0	0	1	13	0	50	2	2	68	Yes
24.0101 Liberal Arts and Sciences/Liberal Studies	7 - Master's degree	1	Men	0	0	0	0	1	0	1	0	0	2	
			Women	0	0	0	0	1	0	2	0	0	3	
			Total	0	0	0	0	2	0	3	0	0	5	No
24.0102 General Studies	3 - Associate's degree	1	Men	1	0	0	0	6	0	16	0	1	24	
			Women	0	0	1	2	21	0	39	2	0	65	
			Total	1	0	1	2	27	0	55	2	1	89	No
24.0103 Humanities/Humanistic Studies	5 - Bachelor's degree	1	Men	0	0	0	0	0	0	2	0	0	2	
			Women	0	0	0	0	0	0	4	0	0	4	
			Total	0	0	0	0	0	0	6	0	0	6	No
26.0101 Biology/Biological Sciences, General	5 - Bachelor's degree	1	Men	0	0	0	3	2	0	16	0	0	21	
			Women	1	1	0	2	10	0	20	0	1	35	
			Total	1	1	0	5	12	0	36	0	1	56	No
26.0101 Biology/Biological Sciences, General	7 - Master's degree	1	Men	1	0	0	0	0	0	1	0	0	2	
			Women	0	0	0	0	0	0	0	0	0	0	
			Total	1	0	0	0	0	0	1	0	0	2	No
26.1103 Bioinformatics	7 - Master's degree	1	Men	0	0	0	0	0	0	1	0	0	1	
			Women	0	0	0	0	0	0	0	0	0	0	
			Total	0	0	0	0	0	0	1	0	0	1	No
26.1103 Bioinformatics	17 - Doctor's degree - research / scholarship	1	Men	0	0	0	0	1	0	0	0	0	1	
			Women	1	0	0	0	0	0	0	0	0	1	
			Total	1	0	0	0	1	0	0	0	0	2	No
27.0101		1	Men	1	1	0	0	1	0	3	1	0	7	

CIPCODE	Award Level	Major	Gender	Non Resident Alien	Hispanic / Latino	American Indian or Alaska Native	Asian	Black or African American	Native Hawaiian or Other Pacific Islander	White	Two or more Races	Race/ ethnicity unknown	Total	distance education program
Mathematics, General	5 - Bachelor's degree		Women	0	1	0	1	1	0	4	0	0	7	
			Total	1	2	0	1	2	0	7	1	0	14	Yes
27.0301 Applied Mathematics, General	7 - Master's degree	1	Men	4	0	0	0	0	0	1	0	0	5	
			Women	2	0	0	1	0	0	3	0	0	6	
			Total	6	0	0	1	0	0	4	0	0	11	No
27.0599 Statistics, Other	6 - Postbaccalaureate certificates	1	Men	3	0	0	1	0	0	1	1	0	6	
			Women	0	0	0	1	1	0	1	0	1	4	
			Total	3	0	0	2	1	0	2	1	1	10	No
30.0101 Biological and Physical Sciences	7 - Master's degree	1	Men	1	0	0	0	0	0	1	0	0	2	
			Women	1	0	0	0	0	0	1	0	0	2	
			Total	2	0	0	0	0	0	2	0	0	4	No
30.0501 Peace Studies and Conflict Resolution	6 - Postbaccalaureate certificates	1	Men	0	0	0	0	0	0	2	0	0	2	
			Women	0	0	0	0	5	0	3	0	0	8	
			Total	0	0	0	0	5	0	5	0	0	10	No
30.9999 Multi-/Interdisciplinary Studies, Other	1 - Awards of less than 1 academic year	1	Men	0	0	0	0	0	0	0	0	0	0	
			Women	0	0	0	0	0	0	0	0	0	0	
			Total	0	0	0	0	0	0	0	0	0	0	No
30.9999 Multi-/Interdisciplinary Studies, Other	5 - Bachelor's degree	1	Men	0	0	0	0	0	0	0	0	0	0	
			Women	0	0	0	0	0	0	0	0	0	0	
			Total	0	0	0	0	0	0	0	0	0	0	No
38.0101 Philosophy	5 - Bachelor's degree	1	Men	0	2	0	1	1	0	4	0	0	8	
			Women	0	1	0	0	1	0	3	0	0	5	
			Total	0	3	0	1	2	0	7	0	0	13	No
40.0101 Physical Sciences	7 - Master's degree	1	Men	19	1	0	0	0	0	2	0	0	22	
			Women	8	0	0	1	0	0	0	0	0	9	
			Total	27	1	0	1	0	0	2	0	0	31	No
40.0101 Physical Sciences	17 - Doctor's degree - research / scholarship	1	Men	5	0	0	1	0	0	4	0	0	10	
			Women	4	0	0	1	0	0	0	0	0	5	
			Total	9	0	0	2	0	0	4	0	0	15	No
40.0501 Chemistry, General	5 - Bachelor's degree	1	Men	0	0	0	0	0	0	3	0	0	3	
			Women	0	1	0	0	1	0	2	0	0	4	
			Total	0	1	0	0	1	0	5	0	0	7	No
40.0501 Chemistry, General	7 - Master's degree	1	Men	3	0	0	0	0	0	0	0	0	3	
			Women	0	0	0	0	0	0	2	0	0	2	
			Total	3	0	0	0	0	0	2	0	0	5	No
40.0601 Geology/Earth Science, General	5 - Bachelor's degree	1	Men	0	0	0	0	0	0	12	0	0	12	
			Women	0	1	0	0	0	0	4	1	0	6	
			Total	0	1	0	0	0	0	16	1	0	18	No
40.0699 Geological and Earth Sciences/Geosciences, Other	6 - Postbaccalaureate certificates	1	Men	0	0	0	0	0	0	0	0	0	0	
			Women	1	0	0	0	0	0	0	0	0	1	
			Total	1	0	0	0	0	0	0	0	0	1	No
40.0801 Physics, General	5 - Bachelor's degree	1	Men	0	0	0	1	0	0	2	0	0	3	
			Women	0	0	0	0	0	0	0	0	0	0	
			Total	0	0	0	1	0	0	2	0	0	3	No
42.0101		1	Men	0	0	0	0	0	0	16	2	0	18	

CIPCODE	Award Level	Major	Gender	Non Resident Alien	Hispanic / Latino	American Indian or Alaska Native	Asian	Black or African American	Native Hawaiian or Other Pacific Islander	White	Two or more Races	Race/ ethnicity unknown	Total	distance education program
Psychology, General	5 - Bachelor's degree		Women	1	1	1	1	21	0	44	0	1	70	
			Total	1	1	1	1	21	0	60	2	1	88	No
43.0104 Criminal Justice/Safety Studies	5 - Bachelor's degree	1	Men	0	1	0	0	14	0	29	1	0	45	
			Women	3	7	0	0	36	0	26	4	1	77	
			Total	3	8	0	0	50	0	55	5	1	122	Yes
43.0104 Criminal Justice/Safety Studies	7 - Master's degree	1	Men	0	0	0	0	3	0	1	0	0	4	
			Women	0	0	1	0	1	0	1	0	1	4	
			Total	0	0	1	0	4	0	2	0	1	8	Yes
43.0104 Criminal Justice/Safety Studies	17 - Doctor's degree - research / scholarship	1	Men	0	0	0	0	0	0	0	0	0	0	
			Women	0	0	0	0	0	0	0	0	0	0	
			Total	0	0	0	0	0	0	0	0	0	0	No
43.0107 Criminal Justice/Police Science	3 - Associate's degree	1	Men	0	0	0	0	3	0	0	0	0	3	
			Women	0	0	0	0	2	0	2	0	1	5	
			Total	0	0	0	0	5	0	2	0	1	8	No
44.0401 Public Administration	6 - Postbaccalaureate certificates	1	Men	0	0	0	1	0	0	1	0	0	2	
			Women	0	0	0	0	1	0	1	0	0	2	
			Total	0	0	0	1	1	0	2	0	0	4	No
44.0401 Public Administration	7 - Master's degree	1	Men	1	0	0	0	0	0	5	0	0	6	
			Women	1	0	1	0	2	0	5	0	0	9	
			Total	2	0	1	0	2	0	10	0	0	15	No
44.0599 Public Policy Analysis, Other	1 - Awards of less than 1 academic year	1	Men	0	0	0	0	0	0	0	0	0	0	
			Women	0	0	0	0	0	0	0	0	0	0	
			Total	0	0	0	0	0	0	0	0	0	0	No
44.0701 Social Work	5 - Bachelor's degree	1	Men	0	0	0	0	0	0	0	0	0	0	
			Women	1	0	0	0	6	0	18	0	0	25	
			Total	1	0	0	0	6	0	18	0	0	25	No
44.0701 Social Work	6 - Postbaccalaureate certificates	1	Men	0	0	0	0	0	0	3	0	0	3	
			Women	0	0	0	0	0	0	2	1	0	3	
			Total	0	0	0	0	0	0	5	1	0	6	No
44.0701 Social Work	7 - Master's degree	1	Men	0	1	0	1	0	0	8	1	0	11	
			Women	0	2	0	0	7	0	42	4	3	58	
			Total	0	3	0	1	7	0	50	5	3	69	No
44.9999 Public Administration and Social Service Professions, Other	6 - Postbaccalaureate certificates	1	Men	0	0	0	0	0	0	0	0	0	0	
			Women	0	0	0	0	0	0	0	0	0	0	
			Total	0	0	0	0	0	0	0	0	0	0	No
44.9999 Public Administration and Social Service Professions, Other	7 - Master's degree	1	Men	2	0	0	0	2	0	9	0	2	15	
			Women	1	1	0	1	3	0	14	0	2	22	
			Total	3	1	0	1	5	0	23	0	4	37	No
45.0201 Anthropology	5 - Bachelor's degree	1	Men	0	0	0	0	0	0	2	1	0	3	
			Women	0	0	0	0	0	0	8	0	0	8	
			Total	0	0	0	0	0	0	10	1	0	11	No
45.1001 Political Science and Government, General	5 - Bachelor's degree	1	Men	1	0	0	0	1	0	13	1	0	16	
			Women	0	1	0	0	6	0	4	0	0	11	
			Total	1	1	0	0	7	0	17	1	0	27	No

CIPCODE	Award Level	Major	Gender	Non Resident Alien	Hispanic / Latino	American Indian or Alaska Native	Asian	Black or African American	Native Hawaiian or Other Pacific Islander	White	Two or more Races	Race/ ethnicity unknown	Total	distance education program
45.1101 Sociology	5 - Bachelor's degree	1	Men	0	0	0	0	1	0	3	1	0	5	
			Women	0	0	0	0	11	0	9	0	1	21	
			Total	0	0	0	0	12	0	12	1	1	26	No
50.0301 Dance, General	5 - Bachelor's degree	1	Men	0	0	0	0	0	0	0	0	0	0	
			Women	0	0	0	0	0	0	2	0	0	2	
			Total	0	0	0	0	0	0	2	0	0	2	No
50.0501 Drama and Dramatics/Theatre Arts, General	5 - Bachelor's degree	1	Men	0	0	0	0	0	0	2	0	0	2	
			Women	0	0	0	0	0	0	6	0	0	6	
			Total	0	0	0	0	0	0	8	0	0	8	No
50.0701 Art/Art Studies, General	5 - Bachelor's degree	1	Men	0	0	0	0	0	0	3	0	0	3	
			Women	0	0	0	1	0	0	3	0	0	4	
			Total	0	0	0	1	0	0	6	0	0	7	No
50.0701 Art/Art Studies, General	7 - Master's degree	1	Men	0	0	0	0	1	0	1	0	0	2	
			Women	0	0	0	0	0	0	5	0	0	5	
			Total	0	0	0	0	1	0	6	0	0	7	No
50.0702 Fine/Studio Arts, General	5 - Bachelor's degree	1	Men	1	0	0	0	0	0	13	1	0	15	
			Women	0	0	0	2	0	0	13	1	0	16	
			Total	1	0	0	2	0	0	26	2	0	31	No
50.0703 Art History, Criticism and Conservation	5 - Bachelor's degree	1	Men	0	1	0	0	0	0	1	0	0	2	
			Women	0	0	0	0	0	0	0	0	0	0	
			Total	0	1	0	0	0	0	1	0	0	2	No
50.0901 Music, General	5 - Bachelor's degree	1	Men	0	0	0	0	3	0	2	0	0	5	
			Women	0	0	0	0	0	0	4	0	0	4	
			Total	0	0	0	0	3	0	6	0	0	9	No
51.0000 Health Services/Allied Health/Health Sciences, General	7 - Master's degree	1	Men	0	0	0	0	0	0	1	1	0	2	
			Women	1	0	0	0	1	0	2	0	0	4	
			Total	1	0	0	0	1	0	3	1	0	6	No
51.0202 Audiology/Audiologist	17 - Doctor's degree - research / scholarship	1	Men	0	0	0	0	0	0	0	0	0	0	
			Women	0	0	0	0	0	0	0	0	0	0	
			Total	0	0	0	0	0	0	0	0	0	0	No
51.0204 Audiology/Audiologist and Speech-Language Pathology/Pathologist	5 - Bachelor's degree	1	Men	0	0	0	0	0	0	0	0	0	0	
			Women	1	0	0	0	8	0	22	1	0	32	
			Total	1	0	0	0	8	0	22	1	0	32	No
51.0204 Audiology/Audiologist and Speech-Language Pathology/Pathologist	7 - Master's degree	1	Men	0	0	0	0	0	0	0	0	0	0	
			Women	0	0	0	0	0	0	0	0	0	0	
			Total	0	0	0	0	0	0	0	0	0	0	No
51.0204 Audiology/Audiologist and Speech-Language Pathology/Pathologist	17 - Doctor's degree - research / scholarship	1	Men	0	0	0	0	0	0	0	0	0	0	
			Women	0	0	0	0	0	0	0	0	0	0	
			Total	0	0	0	0	0	0	0	0	0	0	No
51.1505 Marriage and Family Therapy/Counseling	6 - Postbaccalaureate certificates	1	Men	0	0	0	0	0	0	0	0	0	0	
			Women	0	0	0	0	1	0	1	0	0	2	
			Total	0	0	0	0	1	0	1	0	0	2	No
51.2299		1	Men	3	0	0	0	6	0	12	0	0	21	

CIPCODE	Award Level	Major	Gender	Non Resident Alien	Hispanic / Latino	American Indian or Alaska Native	Asian	Black or African American	Native Hawaiian or Other Pacific Islander	White	Two or more Races	Race/ ethnicity unknown	Total	distance education program
Public Health, Other	5 - Bachelor's degree		Women	2	2	0	1	30	0	20	3	0	58	
			Total	5	2	0	1	36	0	32	3	0	79	Yes
51.2310 Vocational Rehabilitation Counseling/Counselor	6 - Postbaccalaureate certificates	1	Men	0	0	0	0	0	0	0	0	0	0	
			Women	0	0	0	0	0	0	0	0	0	0	
			Total	0	0	0	0	0	0	0	0	0	0	Yes
51.2310 Vocational Rehabilitation Counseling/Counselor	7 - Master's degree	1	Men	0	2	0	0	0	1	5	0	0	8	
			Women	0	0	0	0	22	0	22	1	0	45	
			Total	0	2	0	0	22	1	27	1	0	53	Yes
51.3801 Registered Nursing/Registered Nurse	3 - Associate's degree	1	Men	0	0	0	0	4	0	16	0	0	20	
			Women	1	2	0	1	10	1	67	3	2	87	
			Total	1	2	0	1	14	1	83	3	2	107	No
51.3801 Registered Nursing/Registered Nurse	5 - Bachelor's degree	1	Men	0	0	0	0	1	0	8	0	3	12	
			Women	0	1	0	1	17	0	57	1	0	77	
			Total	0	1	0	1	18	0	65	1	3	89	Yes
51.9999 Health Professions and Related Clinical Sciences, Other	5 - Bachelor's degree	1	Men	0	0	0	0	1	0	1	0	0	2	
			Women	0	0	0	0	0	0	2	0	0	2	
			Total	0	0	0	0	1	0	3	0	0	4	No
52.0201 Business Administration and Management, General	5 - Bachelor's degree	1	Men	0	0	0	2	4	0	26	0	0	32	
			Women	0	2	0	1	18	0	28	1	0	50	
			Total	0	2	0	3	22	0	54	1	0	82	Yes
52.0201 Business Administration and Management, General	6 - Postbaccalaureate certificates	1	Men	0	0	0	0	1	0	4	0	0	5	
			Women	1	0	0	0	0	0	1	0	0	2	
			Total	1	0	0	0	1	0	5	0	0	7	No
52.0201 Business Administration and Management, General	7 - Master's degree	1	Men	3	1	0	5	5	0	31	1	5	51	
			Women	3	0	0	0	2	0	23	2	2	32	
			Total	6	1	0	5	7	0	54	3	7	83	Yes
52.0301 Accounting	5 - Bachelor's degree	1	Men	0	0	0	1	1	0	16	1	0	19	
			Women	0	0	0	4	4	0	30	0	0	38	
			Total	0	0	0	5	5	0	46	1	0	57	No
52.0301 Accounting	6 - Postbaccalaureate certificates	1	Men	0	1	0	0	0	0	1	0	0	2	
			Women	0	0	0	0	0	0	0	0	0	0	
			Total	0	1	0	0	0	0	1	0	0	2	No
52.0301 Accounting	7 - Master's degree	1	Men	0	0	0	1	0	0	4	0	0	5	
			Women	0	0	0	1	0	0	4	0	0	5	
			Total	0	0	0	2	0	0	8	0	0	10	No
52.0601 Business/Managerial Economics	5 - Bachelor's degree	1	Men	0	0	0	0	1	0	7	0	0	8	
			Women	1	0	0	0	1	0	0	0	0	2	
			Total	1	0	0	0	2	0	7	0	0	10	No
52.0801 Finance, General	5 - Bachelor's degree	1	Men	1	0	0	0	3	0	13	0	1	18	
			Women	2	0	1	1	3	0	6	0	0	13	
			Total	3	0	1	1	6	0	19	0	1	31	No
52.1101 International Business/Trade/Commerce	5 - Bachelor's degree	1	Men	0	0	0	0	0	0	1	0	0	1	
			Women	0	0	0	0	0	0	1	0	0	1	
			Total	0	0	0	0	0	0	2	0	0	2	No
52.1201		1	Men	5	1	0	0	2	0	7	0	0	15	

CIPCODE	Award Level	Major	Gender	Non Resident Alien	Hispanic / Latino	American Indian or Alaska Native	Asian	Black or African American	Native Hawaiian or Other Pacific Islander	White	Two or more Races	Race/ ethnicity unknown	Total	distance education program
Management Information Systems, General	5 - Bachelor's degree		Women	0	0	0	0	4	0	3	0	1	8	
			Total	5	1	0	0	6	0	10	0	1	23	Yes
52.1201 Management Information Systems, General	6 - Postbaccalaureate certificates	1	Men	1	0	0	0	1	0	2	0	0	4	
			Women	0	0	0	0	1	0	0	0	0	1	
			Total	1	0	0	0	2	0	2	0	0	5	No
52.1201 Management Information Systems, General	7 - Master's degree	1	Men	1	0	0	0	0	0	3	0	0	4	
			Women	2	0	0	0	0	0	0	0	0	2	
			Total	3	0	0	0	0	0	3	0	0	6	No
52.1299 Management Information Systems and Services, Other	6 - Postbaccalaureate certificates	1	Men	0	0	0	0	0	0	0	0	0	0	
			Women	0	0	0	0	0	0	0	0	0	0	
			Total	0	0	0	0	0	0	0	0	0	0	No
52.1401 Marketing/Marketing Management, General	5 - Bachelor's degree	1	Men	0	0	0	1	3	0	8	1	0	13	
			Women	0	2	0	2	4	0	9	0	0	17	
			Total	0	2	0	3	7	0	17	1	0	30	No
52.1601 Taxation	6 - Postbaccalaureate certificates	1	Men	0	0	0	0	0	0	1	0	0	1	
			Women	0	0	0	0	1	0	0	0	0	1	
			Total	0	0	0	0	1	0	1	0	0	2	No
52.1601 Taxation	7 - Master's degree	1	Men	0	0	0	0	0	0	0	0	0	0	
			Women	0	0	0	0	0	0	0	0	0	0	
			Total	0	0	0	0	0	0	0	0	0	0	No
54.0101 History, General	5 - Bachelor's degree	1	Men	0	0	0	0	2	0	8	1	0	11	
			Women	0	2	0	0	2	0	7	1	0	12	
			Total	0	2	0	0	4	0	15	2	0	23	No
54.0101 History, General	7 - Master's degree	1	Men	0	0	0	0	0	0	2	0	0	2	
			Women	0	0	0	0	1	0	5	0	0	6	
			Total	0	0	0	0	1	0	7	0	0	8	No

Completions: total by first major

[illegible]

99.0000 Summary Grand Totals	Award Level	Nonresi- dent alien	Hispanic Latino	American Indian or Alaska Native	Asian	Black or African American	Native Hawaiian or Other Pacific Islander	White	Two or more Races	Race/ ethnicity unknown	Total	PY Total
Doctor's degree - research / scholarship												
Men		9	0	0	1	1	0	12	0	0	23	25
Women		5	0	0	1	2	0	4	0	0	12	14
Total		14	0	0	2	3	0	16	0	0	35	39
Doctor's degree - professional practice	18											
Men		1	7	0	4	6	0	60	3	2	83	79
Women		0	2	2	0	9	0	43	1	1	58	65
Total		1	9	2	4	15	0	103	4	3	141	144

Grand Total Men		87	28	1	32	114	2	578	22	15	879	884
Grand Total Women		50	36	8	26	364	1	949	40	28	1502	1454
Grand Total		137	64	9	58	478	3	1527	62	43	2381	2338

PY Grand Total Men		78	22	4	23	119	0	616	11	11		884
PY Grand Total Women		51	30	7	23	355	0	948	22	18		1454
PY Grand Total		129	52	11	46	474	0	1564	33	29		2338

All Completers

Institutions must report the following information. (Some data will be pre-populated from the completions by CIP code data.)

All Completers

Number of students by gender and race and ethnicity earning an award between July 1, 2012 and June 30, 2013. Count each student only once, regardless of how many awards he/she earned. The intent of this screen is to collect an unduplicated count of total numbers of *completers*.

- Report Hispanic/Latino individuals of any race as Hispanic/Latino
- Report race for non-Hispanic/Latino individuals only

	Men		Women		Total Students
	Number of Students	Total Awards	Number of Students	Total Awards	
<u>Nonresident alien</u>	86	87	47	50	133
<u>Hispanic/Latino</u>	26	28	34	36	60
<u>American Indian or Alaska Native</u>	1	1	8	8	9
<u>Asian</u>	31	32	26	26	57
<u>Black or African American</u>	112	114	350	364	462
<u>Native Hawaiian or Other Pacific Islander</u>	2	2	1	1	3
<u>White</u>	562	578	932	949	1,494
<u>Two or more races</u>	22	22	39	40	61
<u>Race and ethnicity unknown</u>	15	15	27	28	42
TOTAL	857	879	1,464	1,502	2,321
PY TOTAL	884		1,454		2,338

Completers by Level

Institutions must report the following information. This screen will be shown for each of the following award categories for which completions have been reported:

- Less than 1-year certificates
- At least 1 but less than 4-year certificates
- Associate's degrees
- Bachelor's degrees
- Master's degrees
- Doctor's degrees
- Postbaccalaureate and post-master's certificates

Associate's degrees


Number of students by gender, by race and ethnicity, and by age earning this award between July 1, 2012 and June 30, 2013. Each student should be counted once per award level. For example, if a student earned a master's degree and a doctor's degree, he/she should be counted once in master's and once in doctor's. A student earning two master's degrees should be counted only once.

- Report Hispanic/Latino individuals of any race as Hispanic/Latino
- Report race for non-Hispanic/Latino individuals only

	Number of Students	Total Awards
By Gender		
Men	<input type="text" value="53"/>	53
Women	<input type="text" value="167"/>	167
TOTAL	220	220
PY TOTAL	245	
By Race/Ethnicity		
Nonresident alien	<input type="text" value="2"/>	2
Hispanic/Latino	<input type="text" value="4"/>	4
American Indian or Alaska Native	<input type="text" value="2"/>	2
Asian	<input type="text" value="4"/>	4
Black or African American	<input type="text" value="49"/>	49
Native Hawaiian or Other Pacific Islander		1

	<input type="text" value="1"/>	
<u>White</u>	<input type="text" value="148"/>	148
Two or more races	<input type="text" value="5"/>	5
<u>Race and ethnicity unknown</u>	<input type="text" value="5"/>	5
TOTAL	220	220

--

 By Age		
Under 18	<input type="text" value="0"/>	
18-24	<input type="text" value="80"/>	
25-39	<input type="text" value="113"/>	
40 and Above	<input type="text" value="27"/>	
Age Unknown	<input type="text" value="0"/>	
TOTAL	220	220

Completers by Level

Institutions must report the following information. This screen will be shown for each of the following award categories for which completions have been reported:

- Less than 1-year certificates
- At least 1 but less than 4-year certificates
- Associate's degrees
- Bachelor's degrees
- Master's degrees
- Doctor's degrees
- Postbaccalaureate and post-master's certificates

Bachelor's degrees


Number of students by gender, by race and ethnicity, and by age earning this award between July 1, 2012 and June 30, 2013. Each student should be counted once per award level. For example, if a student earned a master's degree and a doctor's degree, he/she should be counted once in master's and once in doctor's. A student earning two master's degrees should be counted only once.

- Report Hispanic/Latino individuals of any race as Hispanic/Latino
- Report race for non-Hispanic/Latino individuals only

	Number of Students	Total Awards
By Gender		
Men	466	488
Women	788	822
TOTAL	1,254	1,310
PY TOTAL	1,236	
By Race/Ethnicity		
<u>Nonresident alien</u>	38	41
<u>Hispanic/Latino</u>	36	40
<u>American Indian or Alaska Native</u>	2	2
<u>Asian</u>	31	32
<u>Black or African American</u>	279	294
<u>Native Hawaiian or Other Pacific Islander</u>		1

	<input type="text" value="1"/>	
<u>White</u>	<input type="text" value="822"/>	854
Two or more races	<input type="text" value="34"/>	34
<u>Race and ethnicity unknown</u>	<input type="text" value="11"/>	12
TOTAL	1,254	1,310

--

 By Age		
Under 18	<input type="text" value="0"/>	
18-24	<input type="text" value="472"/>	
25-39	<input type="text" value="612"/>	
40 and Above	<input type="text" value="170"/>	
Age Unknown	<input type="text" value="0"/>	
TOTAL	1,254	1,310

Completers by Level

Institutions must report the following information. This screen will be shown for each of the following award categories for which completions have been reported:

- Less than 1-year certificates
- At least 1 but less than 4-year certificates
- Associate's degrees
- Bachelor's degrees
- Master's degrees
- Doctor's degrees
- Postbaccalaureate and post-master's certificates

Master's degrees


Number of students by gender, by race and ethnicity, and by age earning this award between July 1, 2012 and June 30, 2013. Each student should be counted once per award level. For example, if a student earned a master's degree and a doctor's degree, he/she should be counted once in master's and once in doctor's. A student earning two master's degrees should be counted only once.

- Report Hispanic/Latino individuals of any race as Hispanic/Latino
- Report race for non-Hispanic/Latino individuals only

	Number of Students	Total Awards
By Gender		
Men	199	199
Women	396	399
TOTAL	595	598
PY TOTAL	586	
By Race/Ethnicity		
<u>Nonresident alien</u>	71	72
<u>Hispanic/Latino</u>	10	10
<u>American Indian or Alaska Native</u>	3	3
<u>Asian</u>	13	13
<u>Black or African American</u>	102	102
<u>Native Hawaiian or Other Pacific Islander</u>		1

	<input type="text" value="1"/>	
<u>White</u>	<input type="text" value="357"/>	358
Two or more races	<input type="text" value="16"/>	17
<u>Race and ethnicity unknown</u>	<input type="text" value="22"/>	22
TOTAL	595	598

--

 By Age		
Under 18	<input type="text" value="0"/>	
18-24	<input type="text" value="72"/>	
25-39	<input type="text" value="406"/>	
40 and Above	<input type="text" value="117"/>	
Age Unknown	<input type="text" value="0"/>	
TOTAL	595	598

Completers by Level

Institutions must report the following information. This screen will be shown for each of the following award categories for which completions have been reported:

- Less than 1-year certificates
- At least 1 but less than 4-year certificates
- Associate's degrees
- Bachelor's degrees
- Master's degrees
- Doctor's degrees
- Postbaccalaureate and post-master's certificates

Doctor's degrees


Number of students by gender, by race and ethnicity, and by age earning this award between July 1, 2012 and June 30, 2013. Each student should be counted once per award level. For example, if a student earned a master's degree and a doctor's degree, he/she should be counted once in master's and once in doctor's. A student earning two master's degrees should be counted only once.

- Report Hispanic/Latino individuals of any race as Hispanic/Latino
- Report race for non-Hispanic/Latino individuals only

	Number of Students	Total Awards
By Gender		
Men	106	106
Women	70	70
TOTAL	176	176
PY TOTAL	183	
By Race/Ethnicity		
<u>Nonresident alien</u>	15	15
<u>Hispanic/Latino</u>	9	9
<u>American Indian or Alaska Native</u>	2	2
<u>Asian</u>	6	6
<u>Black or African American</u>	18	18
<u>Native Hawaiian or Other Pacific Islander</u>		0

	<input type="text" value="0"/>	
<u>White</u>	<input type="text" value="119"/>	119
Two or more races	<input type="text" value="4"/>	4
<u>Race and ethnicity unknown</u>	<input type="text" value="3"/>	3
TOTAL	176	176

--

 By Age		
Under 18	<input type="text" value="0"/>	
18-24	<input type="text" value="9"/>	
25-39	<input type="text" value="149"/>	
40 and Above	<input type="text" value="18"/>	
Age Unknown	<input type="text" value="0"/>	
TOTAL	176	176

Completers by Level

Institutions must report the following information. This screen will be shown for each of the following award categories for which completions have been reported:

- Less than 1-year certificates
- At least 1 but less than 4-year certificates
- Associate's degrees
- Bachelor's degrees
- Master's degrees
- Doctor's degrees
- Postbaccalaureate and post-master's certificates

Postbaccalaureate and post-master's certificates


Number of students by gender, by race and ethnicity, and by age earning this award between July 1, 2012 and June 30, 2013. Each student should be counted once per award level. For example, if a student earned a master's degree and a doctor's degree, he/she should be counted once in master's and once in doctor's. A student earning two master's degrees should be counted only once.

- Report Hispanic/Latino individuals of any race as Hispanic/Latino
- Report race for non-Hispanic/Latino individuals only

	Number of Students	Total Awards
By Gender		
Men	33	33
Women	43	44
TOTAL	76	77
PY TOTAL	87	
By Race/Ethnicity		
<u>Nonresident alien</u>	7	7
<u>Hispanic/Latino</u>	1	1
<u>American Indian or Alaska Native</u>	0	0
<u>Asian</u>	3	3
<u>Black or African American</u>	14	15
<u>Native Hawaiian or Other Pacific Islander</u>		0

	<input type="text" value="0"/>	
<u>White</u>	<input type="text" value="48"/>	48
Two or more races	<input type="text" value="2"/>	2
<u>Race and ethnicity unknown</u>	<input type="text" value="1"/>	1
TOTAL	76	77

--

 By Age		
Under 18	<input type="text" value="0"/>	
18-24	<input type="text" value="1"/>	
25-39	<input type="text" value="38"/>	
40 and Above	<input type="text" value="37"/>	
Age Unknown	<input type="text" value="0"/>	
TOTAL	76	77

Summary

IPEDS collects important information regarding your institution. All data reported in IPEDS survey components become available in the IPEDS Data Center and appear as aggregated data in various Department of Education reports. Additionally, some of the reported data appears specifically for your institution through the College Navigator website and is included in your institution's Data Feedback Report (DFR). The purpose of this summary is to provide you an opportunity to view some of the data that, when accepted through the IPEDS quality control process, will appear on the College Navigator website and/or your DFR. College Navigator is updated approximately three months after the data collection period closes and Data Feedback Reports will be available through the [Data Center](#) and sent to your institution's CEO in November 2014.

Please review your data for accuracy. If you have questions about the data displayed below after reviewing the data reported on the survey screens, please contact the IPEDS Help Desk at: 1-877-225-2568 or ipedshelp@rti.org.

Summary of Completions Data

Award Level	Number of Completions	
	1 st major	2 nd major
<u>Postsecondary award, certificate, or diploma (less than 1 academic year)</u>	0	0
<u>Associate's degree</u>	220	0
<u>Bachelors degree or equivalent</u>	1,310	0
<u>Postbaccalaureate certificate</u>	65	0
<u>Master's degree</u>	598	0
<u>Post-master's certificate</u>	12	0
<u>Doctor's degree - research/scholarship</u>	35	0
<u>Doctor's degree - professional practice</u>	141	0
Total number of degrees and certificates	2,381	

Summary of Completers Data

	Number of Students		
	Men	Women	Total
All Completers	857	1,464	2,321

Completions

University of Arkansas at Little Rock (106245)

Source	Description	Severity	Resolved	Options
Global Edits				
Perform Edits	Current year completions (45) are outside the expected range when compared to completions reported in the prior year (25) for: Men, 2-digit field (43), award level (5). Please correct your data or explain. (Error #10503)	Explanation	Yes	
Reason:	There was an increase in enrollment/graduates for this program due to being offered online.			