

Student Financial Aid 2013-14

Institution: University of Arkansas at Little Rock (106245)

User ID: P1062451

Overview**IPEDS Student Financial Aid Component Overview
Public Academic Reporters**

Welcome to the Student Financial Aid (SFA) component of the U.S. Department of Education's Integrated Postsecondary Education Data System (IPEDS). The purpose of the SFA component is to collect information about financial aid provided to various groups of undergraduate students at your institution.

Changes to This Year's SFA Component

- Revisions to Cost of Attendance used to calculate the Net Price of Attendance can now be made in this component.

Data Reporting Reminders**Groups**

Throughout this component, you will be asked to report information for different groups of students.

- **Group 1:** All undergraduate students
- **Group 2:** Of Group 1, full-time, first-time degree/certificate-seeking students
- **Group 3:** Of Group 2, students who paid the in-state/in-district tuition rate and were awarded any grant/scholarship aid from the federal government, state/local government, or the institution
- **Group 4:** Of Group 2, students who paid the in-state/in-district tuition rate and were awarded any Title IV federal student aid

Consult the instructions and screens to make sure you are reporting the correct aid amounts for the correct groups of students.

College Affordability and Transparency Lists

Net price amounts calculated in SFA will be used to populate the Department's College Affordability and Transparency lists.

Interactive Edits and Error Messages

SFA contains interactive edits that will check for blank fields, invalid values, or values that fall outside expected ranges. Some error messages will require you to confirm or explain the values that you entered. Some error messages are fatal and will require you to contact the IPEDS Help Desk at 1-877-225-2568 for resolution.

Context Boxes

You will find optional text boxes throughout SFA. Context boxes allow you to provide more information about the data you enter. Some of these context boxes may be made available to the public on College Navigator, so make sure that the information you enter can be understood easily by students, parents, and the general public.

Resources

To download the survey materials for this component: [Survey Materials](#)

To access your prior year data submission for this component: [Reported Data](#)

If you have questions about completing this component, please contact the **IPEDS Help Desk at 1-877-225-2568**.


Institution: University of Arkansas at Little Rock (106245)

User ID: P1062451

Part A**Part A - Establish Your Groups**

Part A establishes the number of students in various groups. Note that the numbers on this screen will be carried forward to other parts of the Student Financial Aid component.

In the fields below, report the number of students in each of the following groups.

		 Fall 2012	YOUR PRIOR YEAR DATA
			Fall 2011
01.	Group 1 All <u>undergraduate</u> students	<input type="text" value="10,311"/>	10,374
02.	Group 2 Of those in Group 1, those who are <u>full-time</u> , <u>first-time</u> degree/certificate-seeking	<input type="text" value="807"/>	871
	02a. Of those in Group 2, those who were awarded any <u>Federal Work Study</u> , <u>loans to students</u> , or grant or scholarship aid from the federal government, state/local government, the institution, or other sources known to the institution	<input type="text" value="758"/>	824
	02b. Of those in Group 2, those who were awarded any <u>loans to students</u> or grant or scholarship aid from the federal government, state/local government, or the institution	<input type="text" value="755"/>	823
03.	Group 3 Of those in Group 2, those who paid the in-state or in-district tuition rate and were awarded grant or scholarship aid from the federal government, state/local government, or the institution	<input type="text" value="695"/>	758
04.	Group 4 Of those in Group 2, those who paid the in-state or in-district tuition rate and were awarded any <u>Title IV federal student aid</u>	<input type="text" value="534"/>	601

Institution: University of Arkansas at Little Rock (106245)

User ID: P1062451

Part B**Part B - Enter Information About Group 1**

Part B includes information about Group 1. Group 1 students are all undergraduate students enrolled in Fall 2012.

For this part, report:

For These Students	The Following Type(s) of Aid	Awarded in This Period
<ul style="list-style-type: none"> All undergraduate students enrolled in Fall 2012 	<ul style="list-style-type: none"> Grant or scholarship aid from the federal government Grant or scholarship aid from state/local government Grant or scholarship aid from the institution Grant or scholarship aid from other sources known to the institution Loans to students from the federal government 	<ul style="list-style-type: none"> Any time during academic year 2012-13

In the fields below, report the number of Group 1 students and the total amount of aid awarded to these students for each type of aid.


Information from Part A:**Fall 2012****Group 1**

All undergraduate students

(This number is carried forward from Part A, Line 01.)

10,311

Aid Type		2012-13			
		Number of Group 1 students who were awarded aid	Percentage of Group 1 students who were awarded aid	Total amount of aid awarded to Group 1 students	Average amount of aid awarded to Group 1 students
01.	Grant or scholarship aid from the federal government, state/local government, the institution, and other sources known to the institution	5,825	56	38,556,286	6,619
02.	Pell grants	4,152	40	15,884,051	3,826
03.	Federal student loans	4,968	48	34,328,590	6,910

 You may use the space below to provide context for data you've reported above. These context notes may be posted on the College Navigator website and should be written to be understood by students and parents.

Institution: University of Arkansas at Little Rock (106245)

User ID: P1062451

Part C, Page 1**Part C, Page 1 - Enter Information about Group 2**

Part C includes information about Group 2. Group 2 students are all full-time, first-time degree/certificate-seeking undergraduate students enrolled in Fall 2012.

In the fields below, report the number of Group 2 students paying in-district, in-state, and out-of-state tuition rates. If your institution does not offer different rates, report all students as paying in-state tuition rates.

Information from Part A:			Fall 2012		
Group 2 Full-time, first-time degree/certificate-seeking undergraduates (This number is carried forward from Part A, Line 02)			807		
Group 2 students:					YOUR PRIOR YEAR DATA
			Fall 2012		Fall 2011
			Number of Group 2 students	Percentage of Group 2 students	Percentage of Group 2 students
01.	01a.	<u>paying in-district tuition rates</u>	<input type="text" value="0"/>	0	0
	01b.	<u>paying in-state tuition rates</u>	<input type="text" value="738"/>	91	93
	01c.	<u>paying out-of-state tuition rates</u>	<input type="text" value="69"/>	9	7
	01d.	Unknown (calculated value) This value is calculated using the following formula: [A02-(C01a+C01b+C01c)]	0	0	0

Institution: University of Arkansas at Little Rock (106245)

User ID: P1062451

Part C, Page 2**Part C, Page 2 - Enter Information about Group 2**


Part C includes financial aid information about Group 2. Group 2 students are all full-time, first-time degree/certificate-seeking undergraduate students enrolled in Fall 2012.

For this part, report:

For These Students	The Following Type(s) of Aid	Awarded in This Period
<ul style="list-style-type: none"> Full-time, first-time degree/certificate-seeking undergraduate students enrolled in Fall 2012 	<ul style="list-style-type: none"> Grant or scholarship aid from the federal government Grant or scholarship aid from state/local government Grant or scholarship aid from the institution Loans to students from the federal government and from other sources, including private or other loans Do <u>not</u> include grant or scholarship aid from private or other sources Do <u>not</u> include PLUS loans or loans made to anyone other than the student 	<ul style="list-style-type: none"> Any time during academic year 2012-13 For program reporters, this is the aid year period from July 1, 2012 through June 30, 2013.

In the fields below, report the number of Group 2 students and the total amount of aid awarded to these students for each type of aid. Enter unduplicated student counts within a category (e.g., Pell grants). However, a student can appear in more than one aid category.

Information from Part A:	Fall 2012
Group 2 Full-time, first-time degree/certificate-seeking undergraduates (This number is carried forward from Part A, Line 02)	807
Group 2a Of those in Group 2, those who were awarded any Federal Work Study, loans to students, or grant or scholarship aid from the federal government, state/local government, the institution, or other sources known to the institution (This number is carried forward from Part A, Line 02a)	758
Group 2b Of those in Group 2, those who were awarded any loans to students or grant or scholarship aid from the federal government, state/local government, or the institution (This number is carried forward from Part A, Line 02b)	755
Group 3 Of those in Group 2, those who were awarded grant or scholarship aid from the federal government, state/local government, or the institution	695
Aid Type	YOUR PRIOR YEAR DATA

			Fall 2012				Fall 2011
			Number of Group 2 students who were awarded aid	Percentage of Group 2 students who were awarded aid	Total amount of aid awarded to Group 2 students	Average amount of aid awarded to Group 2 students	Average amount of aid awarded to Group 2 students
01.	Grants or scholarships from the federal government, state/local government, or the institution		<input type="text" value="739"/>	92	7,597,697	10,281	9,324
	02.	<u>Federal grants</u>	<input type="text" value="430"/>	53	1,921,710	4,469	4,798
	02a.	<u>Pell grants</u>	<input type="text" value="430"/>	53	<input type="text" value="1,896,688"/>	4,411	4,716
	02b.	<u>Other federal grants</u>	<input type="text" value="37"/>	5	<input type="text" value="25,022"/>	676	586
	03.	<u>State/local government grants or scholarships (grants/scholarships/waivers)</u>	<input type="text" value="575"/>	71	<input type="text" value="2,419,299"/>	4,207	4,023
	04.	<u>Institutional grants or scholarships (scholarships/fellowships)</u>	<input type="text" value="370"/>	46	<input type="text" value="3,256,688"/>	8,802	7,886
05.	<u>Loans to students</u>		<input type="text" value="374"/>	46	1,767,023	4,725	4,559
	05a.	Federal loans	<input type="text" value="373"/>	46	<input type="text" value="1,692,434"/>	4,537	4,446
	05b.	Other loans (including private loans)	<input type="text" value="11"/>	1	<input type="text" value="74,589"/>	6,781	5,877
<p> You may use the space below to provide context for the data you've reported above. These context notes may be posted on the College Navigator website and should be written to be understood by students and parents. For example, institutions may report here other sources of private aid not included in the categories above.</p> <div style="border: 1px solid #ccc; height: 100px; margin-top: 10px;"></div>							

Institution: University of Arkansas at Little Rock (106245)

User ID: P1062451

Cost of Attendance**Cost of attendance for full-time, first-time undergraduate students:**

Please enter the amounts requested below. These data will be made available to the public on College Navigator. If your institution participates in any Title IV programs (Pell, Stafford, etc.), you must complete all information.

*Estimates of expenses for books and supplies, room and board, and other expenses are those from the **Cost of Attendance report** used by the financial aid office in determining financial need. Please talk to your financial aid office to get these numbers, to ensure that you are reporting correctly.*

These numbers are carried forward from Institutional Characteristics and should only be changed if an error was made in the reporting.

Charges for full academic year	2010-11	2011-12	2012-13
Published <u>tuition</u> and <u>required fees</u>:			
<u>In-district</u>			
Tuition	4,872	5,124	5,348
Required fees	1,011	⚠ 1,447	1,506
Tuition + fees total	5,883	6,571	6,854
<u>In-state</u>			
Tuition	4,872	5,124	5,348
Required fees	1,011	⚠ 1,447	1,506
Tuition + fees total	5,883	6,571	6,854
<u>Out-of-state</u>			
Tuition	13,230	14,000	14,560
Required fees	1,011	⚠ 1,447	1,506
Tuition + fees total	14,241	15,447	16,066
<u>Books and supplies</u>	1,000	⚠ 1,574	1,864
On-campus:			
<u>Room and board</u>	8,101	8,246	8,989
<u>Other expenses</u>	4,362	3,766	4,290
Room and board and other expenses	12,463	12,012	13,279
Off-campus (not with family):			
<u>Room and board</u>	8,101	8,262	8,747
<u>Other expenses</u>	4,362	4,690	4,894
Room and board and other expenses	12,463	12,952	13,641
Off-campus (with family):			
<u>Other expenses</u>	4,362	4,690	4,894

Institution: University of Arkansas at Little Rock (106245)

User ID: P1062451



Part D**Part D - Enter Information about Group 3**

Part D includes financial aid information about Group 3. Group 3 students are all full-time, first-time degree/certificate-seeking undergraduate students enrolled in Fall 2012 who paid the in-state or in-district tuition rate and were awarded grant or scholarship aid from the following sources: the federal government, state/local government, or the institution. The information you report in this part will be used in Part F to calculate average institutional net price.

For this part report:

For These Students	The Following Type(s) of Aid	Awarded in This Period
<ul style="list-style-type: none"> Full-time, first-time degree/certificate-seeking undergraduate students enrolled in Fall 2012 who paid the in-state or in-district tuition rate and were awarded grant or scholarship aid from the following sources: the federal government, state/local government, or the institution Do <u>not</u> include students who were awarded only grant or scholarship aid from private or other sources, or students who were awarded only non-grant aid 	<ul style="list-style-type: none"> Grant or scholarship aid from the federal government Grant or scholarship aid from state/local government Grant or scholarship aid from the institution Do <u>not</u> include grant or scholarship aid from private or other sources 	<ul style="list-style-type: none"> Any time during academic year 2012-13

In the fields below, report the number of Group 3 students with each type of living arrangement and the total amount of grant or scholarship aid from the federal government, state/local government, or the institution awarded to these students.

Information from Part A:			YOUR PRIOR YEAR DATA 2010-2011	YOUR PRIOR YEAR DATA 2011-2012	2012-2013
Group 3 Full-time, first-time degree/certificate-seeking undergraduate students who paid the in-state or in-district tuition rate and were awarded grant or scholarship aid from the following sources: the federal government, state/local government, or the institution (This number is carried forward from Part A, Line 03)			673	758	695
01.	Report the number of Group 3 students with the following living arrangements:		YOUR PRIOR YEAR DATA 2010-11	YOUR PRIOR YEAR DATA 2011-12	2012-13
	01a.	On-campus	294	 505	380
	01b.	Off-campus (with family)	201	158	152
	01c.	Off-campus (not with family)	168	 87	82
	01d.	Unknown (calculated) This value is calculated using the following formula: [A03-(D01a+D01b+D01c)]	10	8	81

02.	Report the total amount of grant or scholarship aid from the federal government, state/local government, or the institution awarded to Group 3 students	6,523,306	6,987,416	7,073,042
03.	Average grant or scholarship aid from the federal government, state/local government, or the institution awarded to Group 3 students (calculated value). This value is calculated using the following formula: [D02/A03]	9,693	9,218	10,177

You may use the space below to provide context for the data you've reported above.

Institution: University of Arkansas at Little Rock (106245)

User ID: P1062451



Part E**Part E – Enter Information about Group 4**

Part E includes financial aid information about Group 4. Group 4 students are all full-time, first-time degree/certificate-seeking undergraduate students enrolled in Fall 2012 who paid the in-state or in-district tuition rate and were awarded any Title IV federal student aid, including federal grants or federal student loans. The information you report in this part will be used in Part G to calculate average institutional net price by income level.

For this part, report:

For These Students	The Following Type(s) of Aid	Awarded in This Period
<ul style="list-style-type: none"> Full-time, first-time degree/certificate-seeking undergraduate students enrolled in Fall 2012 who paid the in-state or in-district tuition rate and were awarded any Title IV federal student aid 	<ul style="list-style-type: none"> Grant or scholarship aid from the federal government Grant or scholarship aid from state/local government Grant or scholarship aid from the institution Do <u>not</u> include grant or scholarship aid from private or other sources Do <u>not</u> include loan amounts Do <u>not</u> include Federal Work Study amounts 	<ul style="list-style-type: none"> Any time during academic year 2012-13

In the fields below, report the number of Group 4 students with each type of living arrangement and the total amount of grant or scholarship aid from the federal government, state/local government, or the institution awarded to these students by income level.

Information from Part A:			2010-11	2011-12	2012-13
Group 4 Full-time, first-time degree/certificate-seeking undergraduate students who paid the in-state or in-district tuition rate and were awarded any Title IV federal student aid (This number is carried forward from Part A, Line 04)			489	601	534
01.	Report the number of Group 4 students with the following living arrangements:		YOUR PRIOR YEAR DATA	YOUR PRIOR YEAR DATA	
			2010-11	2011-12	2012-13
	01a.	On-campus	152	 340	273
	01b.	Off-campus (with family)	126	125	120
	01c.	Off-campus (not with family)	125	 82	73
	01d.	Unknown (calculated) This value is calculated using the formula: [A04-(E01a+E01b+E01c)]	86	54	68
			Number of Group 4 students who were awarded any grant or scholarship aid from the following sources: the federal government, state/local	Total amount of grant or scholarship aid awarded to Group 4 students from the following sources: the federal government, state/local government, or	Average amount of grant or scholarship aid awarded to Group 4 students from the following sources: the federal government, state/local

			government, or the institution	the institution	government, or the institution	
			2010-11			
			Col. 1	Col. 2	Col. 3	Col. 4
02.	Income level					
	02a.	\$0-30,000	259	248	2,527,758	9,760
	02b.	\$30,001-48,000	112	109	1,136,868	10,151
	02c.	\$48,001-75,000	58	37	378,952	6,534
	02d.	\$75,001-110,000	34	3	185,678	5,461
	02e.	\$110,001 and more	26	0	166,717	6,412
	02f.	Total all income levels	489	397	4,395,973	8,990
			2011-12			
			Col. 1	Col. 2	Col. 3	Col. 4
03.	Income level					
	03a.	\$0-30,000	318	313	3,071,364	9,658
	03b.	\$30,001-48,000	104	103	1,014,270	9,753
	03c.	\$48,001-75,000	82	45	355,325	4,333
	03d.	\$75,001-110,000	64	4	38,569	603
	03e.	\$110,001 and more	33	1	14,050	426
	03f.	Total all income levels	601	466	4,493,578	7,477
			2012-13			
			Col. 1	Col. 2	Col. 3	Col. 4
04.	Income level					
	04a.	\$0-30,000	265	265	2,879,907	10,868
	04b.	\$30,001-48,000	105	104	1,072,099	10,210
	04c.	\$48,001-75,000	88	82	693,254	7,878
	04d.	\$75,001-110,000	42	38	320,741	7,637
	04e.	\$110,001 and more	34	31	271,082	7,973
	04f.	Total all income levels	534	520	5,237,083	9,807

You may use the space below to provide context for the data you've reported above.

Institution: University of Arkansas at Little Rock (106245)

User ID: P1062451

Part F**Part F – Net Price Calculation for Group 3**

The following net price calculation is based on information that your institution reported in the Institutional Characteristics component and the Student Financial Aid component. For more information about the data your institution reported in the Institutional Characteristics component, please contact your institution's IPEDS Keyholder.

		YOUR PRIOR YEAR DATA	YOUR PRIOR YEAR DATA	2012-13
		2010-11	2011-12	
Components of cost of attendance				
01.	Published <u>tuition</u> and <u>required fees</u> (lower of in-district or in-state)	5,883	6,571	6,854
02.	<u>Books and supplies</u>	1,000	1,574	1,864
03.	<u>Room and board</u> and <u>other expenses</u> by living arrangement			
03a.	<u>On-campus</u>	12,463	12,012	13,279
03b.	<u>Off-campus (with family)</u>	4,362	4,690	4,894
03c.	<u>Off-campus (not with family)</u>	12,463	12,952	13,641
04.	Number of Group 3 students by living arrangement			
04a.	<u>On-campus</u>	294	505	380
04b.	<u>Off-campus (with family)</u>	201	158	152
04c.	<u>Off-campus (not with family)</u>	168	87	82
04d.	Unknown	10	8	81
05.	Weighted average for room and board and other expenses by living arrangement (excluding unknown values) See instructions for the formula for this calculation	10,007	10,579	11,252
06.	Total cost of attendance This value is calculated using the following formula: [F01+F02+F05]	16,890	18,724	19,970
07.	Average amount of grant or scholarship aid awarded to Group 3 students from the following sources: the federal government, state/local government, and the institution	9,693	9,218	10,177
08.	Average institutional <u>net price</u> for Group 3 students This value is calculated using the following formula: [F06-F07]	7,197	9,506	9,793

As required by the Higher Education Opportunity Act of 2008, these amounts will be posted on the U.S. Department of Education's College Navigator website and used in the U.S. Department of Education's College Affordability and Transparency Lists.

Do you wish to provide additional context notes?

Yes



No



 You may use the space below to provide context for these data. These context notes may be posted on the College Navigator website and should be written to be understood by students and parents.

UALR opened new dorms for 2011-12.

Institution: University of Arkansas at Little Rock (106245)

User ID: P1062451

Part G**Part G – Net Price Calculation for Group 4**

The following net price calculation is based on information that your institution reported in the Institutional Characteristics component and the Student Financial Aid component. For more information about the data your institution reported in the Institutional Characteristics component, please contact your institution's IPEDS Keyholder.

		YOUR PRIOR YEAR DATA	YOUR PRIOR YEAR DATA	2012-13
		2010-11	2011-12	
Components of cost of attendance				
01.	Published <u>tuition</u> and <u>required fees</u> (lower of in-district or in-state)	5,883	6,571	6,854
02.	<u>Books and supplies</u>	1,000	1,574	1,864
03.	<u>Room</u> and <u>board</u> and <u>other expenses</u> by living arrangement			
03a.	<u>On-campus</u>	12,463	12,012	13,279
03b.	<u>Off-campus (with family)</u>	4,362	4,690	4,894
03c.	<u>Off-campus (not with family)</u>	12,463	12,952	13,641
04.	Number of Group 4 students by living arrangement			
04a.	<u>On-campus</u>	152	340	273
04b.	<u>Off-campus (with family)</u>	126	125	120
04c.	<u>Off-campus (not with family)</u>	125	82	73
04d.	Unknown	86	54	68
05.	Weighted average for room and board and other expenses by living arrangement (excluding unknown values) See instructions for the formula for this calculation	9,930	10,480	11,176
06.	Total cost of attendance by income level This value is calculated using the following formula: [G01+G02+G05]	16,813	18,625	19,894
07.	Average amount of grant or scholarship aid awarded to Group 4 students from the following sources: the federal government, state/local government, and the institution	8,990	7,477	9,807
07a.	\$0-30,000	9,760	9,658	10,868
07b.	\$30,001-48,000	10,151	9,753	10,210
07c.	\$48,001-75,000	6,534	4,333	7,878
07d.	\$75,001-110,000	5,461	603	7,637
07e.	\$110,001 and more	6,412	426	7,973
08.	Average institutional <u>net price</u> for Group 4 students This value is calculated using the following formula: [G06-G07]			
08a.	\$0-30,000	7,053	8,967	9,026
08b.	\$30,001-48,000	6,662	8,872	9,684
08c.	\$48,001-75,000	10,279	14,292	12,016
08d.	\$75,001-110,000	11,352	18,022	12,257
08e.	\$110,001 and more	10,401	18,199	11,921

Do you wish to provide additional context notes?

Institution: University of Arkansas at Little Rock (106245)

User ID: P1062451

Summary**IPEDS Student Financial Aid (SFA) Survey Summary**

IPEDS collects important information regarding your institution. All data reported in IPEDS survey components become available in the IPEDS Data Center and appear as aggregated data in various Department of Education reports. Additionally, some of the reported data appears specifically for your institution through the College Navigator website and is included in your institution's Data Feedback Report (DFR). The purpose of this summary is to provide you an opportunity to view some of the data that, when accepted through the IPEDS quality control process, will appear on the College Navigator website and/or your DFR. College Navigator is updated approximately three months after the data collection period closes and Data Feedback Reports will be available through the [Data Center](#) and sent to your institution's CEO in November 2014.

Please review your data for accuracy. If you have questions about the data displayed below after reviewing the data reported on the survey screens, please contact the IPEDS Help Desk at: 1-877-225-2568 or ipedshelp@rti.org.

Total grant aid received by all undergraduate students		\$38,556,286
Number of undergraduate students who received a Pell Grant		4,152
Percentage of FTFT students receiving any financial aid		94%
	Percentage of FTFT students receiving grant aid by type	Average amount of grant aid received by type
Total	92%	\$10,281
Federal Government	53%	\$4,469
Pell	53%	\$4,411
Other Federal	5%	\$676
State/Local Government	71%	\$4,207
Institutional	46%	\$8,802
	Percentage of FTFT students receiving loans by type	Average amount of loans received by type
Total	46%	\$4,725
Federal	46%	\$4,537
Non-federal	1%	\$6,781
Average net price for FTFT students who receive grant aid		\$9,793
Average net price for FTFT students who receive Title IV federal student aid		
\$0 – 30,000		\$9,026
\$30,001 – 48,000		\$9,684
\$48,001 – 75,000		\$12,016
\$75,001 – 110,000		\$12,257
\$110,001 and more		\$11,921

Institution: University of Arkansas at Little Rock (106245)

User ID: P1062451

Edit Report

Student Financial Aid

University of Arkansas at Little Rock (106245)

Source	Description	Severity	Resolved	Options
--------	-------------	----------	----------	---------

Screen: Cost of Attendance

Screen Entry	This value is expected to be within 25% of the prior year amount. Please correct your data or explain. (Error #7238)	Explanation	Yes	
Reason:	This is accurate and what was reported by the student financial aid office.			
Screen Entry	This value is expected to be within 40% of the prior year amount. Please correct your data or explain. (Error #7247)	Explanation	Yes	
Reason:	Previously calculated incorrectly. A different format was used to calculate the fees and there were some fee increases such as technology, etc.			
Screen Entry	This value is expected to be within 40% of the prior year amount. Please correct your data or explain. (Error #7247)	Explanation	Yes	
Reason:	Previously calculated incorrectly. A different format was used to calculate the fees and there were some fee increases such as technology, etc.			
Screen Entry	This value is expected to be within 40% of the prior year amount. Please correct your data or explain. (Error #7247)	Explanation	Yes	
Reason:	Previously calculated incorrectly. A different format was used to calculate the fees and there were some fee increases such as technology, etc.			

Screen: Part D - Enter Information about Group 3

Screen Entry	The number entered is outside the expected range of between 206 and 382 when compared with the prior year value. Please correct your data or explain. (Error #7169)	Explanation	Yes	
Reason:	Increased on campus housing available for occupancy.			
Screen Entry	The number entered is outside the expected range of between 118 and 218 when compared with the prior year value. Please correct your data or explain. (Error #7169)	Explanation	Yes	
Reason:	Decreased due to more on campus housing availability			

Screen: Part E - Enter Information about Group 4

Screen Entry	The calculated average amount of grant or scholarship aid awarded to Group 4 students from the federal government, state/local government, or the institution for this income level is smaller than expected in comparison with the other income levels. Please check the values reported for the number of these students who were awarded any Title IV aid (Col. 1) and the total amount of grant or scholarship aid awarded to them (Col. 3) and correct your data or explain the discrepancy. (Error #7317)	Explanation	Yes	
Reason:	The average has been verified.			
Screen Entry	The number entered is outside the expected range of between 107 and 197 when compared with the prior year value. Please correct your data or explain. (Error #7169)	Explanation	Yes	
Reason:	Increase in on campus housing available			
Screen Entry	The number entered is outside the expected range of between 88 and 162 when compared with the prior year value. Please correct your data or explain. (Error #7169)	Explanation	Yes	
Reason:	Decrease due to on campus housing availability.			
Screen Entry	The calculated average amount of grant or scholarship aid awarded to Group 4 students from the federal government, state/local government, or the institution for this income level is smaller than expected in comparison with the other income levels. Please check the values reported for the number of these students who were awarded any Title IV aid (Col. 1) and the total amount of grant or scholarship aid awarded to them (Col. 3) and correct your data or explain the discrepancy. (Error #7317)	Explanation	Yes	
Reason:	Previously calculated incorrectly.			

Screen Entry	The calculated average amount of grant or scholarship aid awarded to Group 4 students from the federal government, state/local government, or the institution for this income level is smaller than expected in comparison with the other income levels. Please check the values reported for the number of these students who were awarded any Title IV aid (Col. 1) and the total amount of grant or scholarship aid awarded to them (Col. 3) and correct your data or explain the discrepancy. (Error #7317)	Explanation	Yes	
Reason:	Previously calculated incorrectly.			
Screen Entry	The calculated average amount of grant or scholarship aid awarded to Group 4 students from the federal government, state/local government, or the institution for this income level is smaller than expected in comparison with the other income levels. Please check the values reported for the number of these students who were awarded any Title IV aid (Col. 1) and the total amount of grant or scholarship aid awarded to them (Col. 3) and correct your data or explain the discrepancy. (Error #7317)	Explanation	Yes	
Reason:	Previously calculated incorrectly.			