

# MOBILE PRINT

## OTTENHEIMER LIBRARY'S NEW MOBILE PRINT

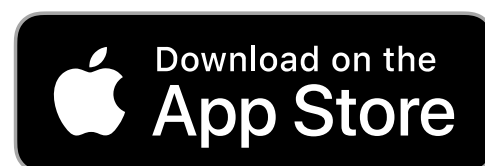
### Choose any of these new printing options:

Print from a mobile phone

Print from a computer

Contact-less Printing (scan I.D.)

Download the Pharos print app for Apple phones or Android phones




Print jobs from  
wherever you are.

# PRINT FROM A BROWSER

**1.** Go to the print center website:  
**<https://uniprint.ualr.edu/myprintcenter/>**  
and log in using your active directory  
Username and password. (Check Boss  
for your username).

If needed, please ask for help at  
**<https://ualr.libanswers.com/ask>**

Secure Login




Username  
|

Password

Keep me logged in

Log in

Version 4.8.4.38



# PRINT FROM MOBILE APP


1. Download Pharos print app:
2. Enter the server: **uniprint.ualr.edu**  
port 443
3. Log in using your active directory Username and password. (Check Boss for your username).

If needed, please ask for help at <https://ualr.libanswers.com/ask>

## Need More Instructions?



Student I.D.



## CONTACT-LESS PRINTING:

PRINT FROM WITHIN LIBRARY OR IT COMPUTER LAB

- Point the back of your student I.D. card towards the scanner (under the mag stripe)
- Your print job will display on the printer station. Click print.